



**The State of
State Postsecondary
Data Systems**

**2012 Update on Data Sharing
with K-12 and Labor**

November 2012

Tanya I. Garcia
Hans Peter L'Orange
State Higher Education Executive Officers Association



STRONG FOUNDATIONS

**The State of
State Postsecondary
Data Systems**

**2012 Update on Data Sharing
with K-12 and Labor**

September 2012

Tanya I. Garcia
Hans Peter L'Orange
State Higher Education Executive Officers Association



CONTENTS

Acknowledgements.....	iii
Introduction.....	1
Scope, Methodology, and Response Rate.....	1
The 2012 Story	2
Overview of Data Sharing Changes.....	2
Data sharing between state postsecondary agencies/entities and other state agencies	3
A rapidly growing trend: State P-20 data warehouses and federated data models	4
Focus on data sharing with state K-12 and labor/workforce agencies.....	5
Access to K-12 and labor data elements between the state postsecondary agency/entity and the state education (K-12) and labor/workforce agencies	8
Access to K-12 elements from the state education agency (K-12).....	8
Access to labor elements from the state labor/workforce agency	10
Access to both K-12 and labor elements from the respective agencies.....	10
Conclusion	13
Appendices.....	15
Appendix A: List of Respondents by State and Agency/Entity.....	15
Appendix B: Data Collection Template.....	18
Appendix C: Responses by Question	19
Responses to Questions 1 and 2: State P-20 Data Warehouse or Federated Data Model.....	20
Responses to Question 3: Agreements with National Student Clearinghouse (NSC)	22
Responses to Question 4: Data Sharing with Other State Agencies/Entities.....	24
Responses to Question 5: Access to K-12 Data Elements	28
Responses to Question 6: Access to Labor Data Elements.....	32
Appendix D: History of Statewide Longitudinal Data Systems Awardees, FY2006-FY2012	36
Appendix E: Abbreviations Used for States with Multiple Agencies/Entities.....	37

LIST OF FIGURES

Figure 1: Coordinated, multi-sector data sharing, 2009-present.....4
Figure 2: Thirty-four states sharing data with K-12, labor, or both agencies (2009)6
Figure 3: Forty states sharing data with K-12, labor, or both agencies (2012).....6
Figure 4: Thirteen states in the process of establishing data sharing with K-12, labor, or both (2009).....7
Figure 5: Eight states in the process of establishing data sharing with K-12, labor, or both (2012).....7
Figure 6: Twenty-three states with access to elements from the K-12 agency (2009)9
Figure 7: Thirty-four states with access to elements from the K-12 agency (2012)9
Figure 8: Twenty-three states with access to elements from the labor/workforce agency (2009)11
Figure 9: Thirty-three states with access to elements from the labor/workforce agency (2012)11
Figure 10: Fourteen states with access to elements from both the K-12 and labor agencies (2009)12
Figure 11: Twenty-eight states with access to elements from both the K-12 and labor agencies (2012).....12

LIST OF TABLES

Table 1: Extent of postsecondary data sharing with other state agencies/entities.....3

ACKNOWLEDGEMENTS

The State Higher Education Executive Officers (SHEEO) Association gratefully acknowledges the staff of the responding agencies/entities for participating in this update on their data sharing activities. These individuals provided initial responses to the survey instrument, answered questions and comments arising from the review process, and conducted a final verification process.

Although each agency/entity had one primary contact, other agency/entity staff participated, and we thank them for their collective effort.



INTRODUCTION

In 2010, the State Higher Education Executive Officers Association released the results of a national study of state level postsecondary student unit record (SUR) data systems in 44 states and the District of Columbia (D.C.). One section of the report, *Strong Foundations: The State of State Postsecondary Data Systems* (Garcia and L'Orange 2010), included information on the extent to which postsecondary coordinating and governing boards engage in a variety of data sharing practices with state agencies.¹ This 2012 update focuses on those data sharing practices. In addition, we shed light on statewide, coordinated, multi-sector data sharing in which the postsecondary sector plays a role. Some states share data via a centralized state P-20 data system, but more states are “building” a federated data model that is more decentralized in nature. Regardless of the model used, there is a substantial and growing amount of statewide, coordinated multi-sector data sharing across the country, much of which likely has been influenced by the U.S. Department of Education Statewide Longitudinal Data Systems (SLDS) grant program.

SCOPE, METHODOLOGY, AND RESPONSE RATE

The earlier study included 59 respondents from state postsecondary higher education coordinating and governing boards in 44 states and D.C. This 2012 update surveyed 58 of the 59 original respondents (the California Postsecondary Education Commission [CPEC] no longer exists). As in 2009, ten states with more than one SUR system are included: California (3), Florida (2), Minnesota (2), New York (3), North Carolina (2), Oregon (2), Pennsylvania (2), Vermont (2), Washington (3), and Wyoming (2). **Appendix A** contains the respondent list.

Data were collected via a spreadsheet containing the 2009 responses to six questions pertaining to data sharing activities (see **Appendix B**). Respondents indicated whether any changes occurred since 2009. Fifty-six of the 58 original respondents provided an update, corresponding to a 97% response rate; where updates were not available, the results presented here include the 2009 responses. **Appendix C** contains the responses per question.²

¹ In addition to data sharing practices, the 2009 study included background historical and legal information on postsecondary SUR systems, types of data collected, state roles in federal Integrated Postsecondary Education Data System (IPEDS) reporting, state uses of SUR data, types of reports generated, mechanisms to ensure data quality, and sustaining SUR systems. Those sections are not updated here. All resources associated with the original study are available online, www.sheeo.org/sspds.

² Several respondents issued corrections to the information provided in 2009; any 2009 numbers in this report have been adjusted where appropriate and as requested.



THE 2012 STORY

As shown in the *Strong Foundations* (2010) report, state higher education coordinating and governing boards have enjoyed years, if not decades, of data sharing with other postsecondary entities as well as state agencies such as K-12, labor/workforce, pre-Kindergarten (pre-K), and health and human services. The U.S. Department of Education's investment in SLDS has accelerated and expanded this data sharing, particularly in the last three years.

Of the five SLDS competitions since FY2006, the most recent three (FY2009, FY2009 ARRA, FY2012) placed a premium on multi-sector data sharing between the state education agency (K-12) [which acts as the fiscal agent for these grants] and the pre-K, postsecondary, and labor/workforce agencies. While the FY2009 grant competition *encouraged* the state K-12 agency to partner with its postsecondary and labor counterparts, this encouragement *became a requirement* for the FY2009 American Recovery and Reinvestment Act (ARRA) round. Fifteen of the 24 grants awarded under the FY2012 SLDS competition went to state K-12 agencies partnering with postsecondary and/or workforce agencies (14 grants) and pre-K/early childhood agencies (1 grant). Six of the remaining nine FY2012 grants went to state K-12 agencies that had not previously received SLDS grants (the other three were prior recipients); all nine of these states plan to build or further develop their state K-12 data systems. In all, 47 states, D.C., Puerto Rico, and the Virgin Islands have received at least one SLDS grant since 2005. (**Appendix D** has a history of SLDS awardees and shows which states included their postsecondary and labor counterparts in the last three rounds).

Overview of Data Sharing Changes

Postsecondary agencies/entities participate in data sharing in various ways. Some have individual agreements with separate state agencies, many of which trace their roots to data reporting requirements associated with state laws. Others are part of a statewide coordinated effort with other state agencies via state P-20 data warehouses or federated data models. Some of these newer data sharing practices might become more common, but it should not be assumed that the existence and pending development of state P-20 data warehouses or federated data models will replace existing individual data sharing agreements.



Data sharing between state postsecondary agencies/entities and other state agencies

In 2009, 51 state postsecondary agencies/entities in 42 states were engaged in data sharing via formal agreement.³ Today, the number has grown to 56 in the 45 states (including D.C.) featured in this update. **Table 1** shows the amount of data sharing between state postsecondary agencies/entities and 13 other state agencies/entities.

Table 1: Extent of postsecondary data sharing with other state agencies/entities

State Postsecondary Agencies/Entities Engaged in Data Sharing with Other State Agencies/Entities	Number of States	Number of SURs
One or more agencies/entities within state	45	56
State education agency (K-12)	40	46
State labor/workforce agency	38	44
State financial aid agency	16	19
Other agency/entity	13	15
Coordinating/governing board of higher education	13	15
Pre-K/early childhood agency	8	8
Human services agency	8	9
Foster care agency	5	6
Motor vehicle division/department	5	5
Health agency	4	4
Juvenile detention	3	3
Corrections	3	3
Child protective services agency	2	2

While 80% of participating agencies/entities have between 1 and 4 data sharing agreements with other state agencies/entities, 15% have between 5 and 11 such relationships. In **Washington**, the Washington Office of Financial Management shares data with 11 other state agencies/entities; in **Rhode Island**, the Rhode Island Board of Governors for Higher Education shares data with ten others; in **Florida**, the Florida Department of Education shares data with eight others; in **Alaska**, the University of Alaska Statewide System shares data with six others; and in **Georgia, Kansas, New York, North Dakota, and Oregon**, the University System of Georgia, Kansas Board of Regents, New York State Education Department Office of Higher Education, North Dakota University System, and Oregon University System each respectively share data with five other state agencies/entities.⁴

³ Several respondents issued corrections to the information provided in 2009; any 2009 numbers in this report have been adjusted where appropriate and as requested.

⁴ **Rhode Island** currently shares with seven agencies and is working on three more; **Kansas** currently shares with four agencies and is working on one more.



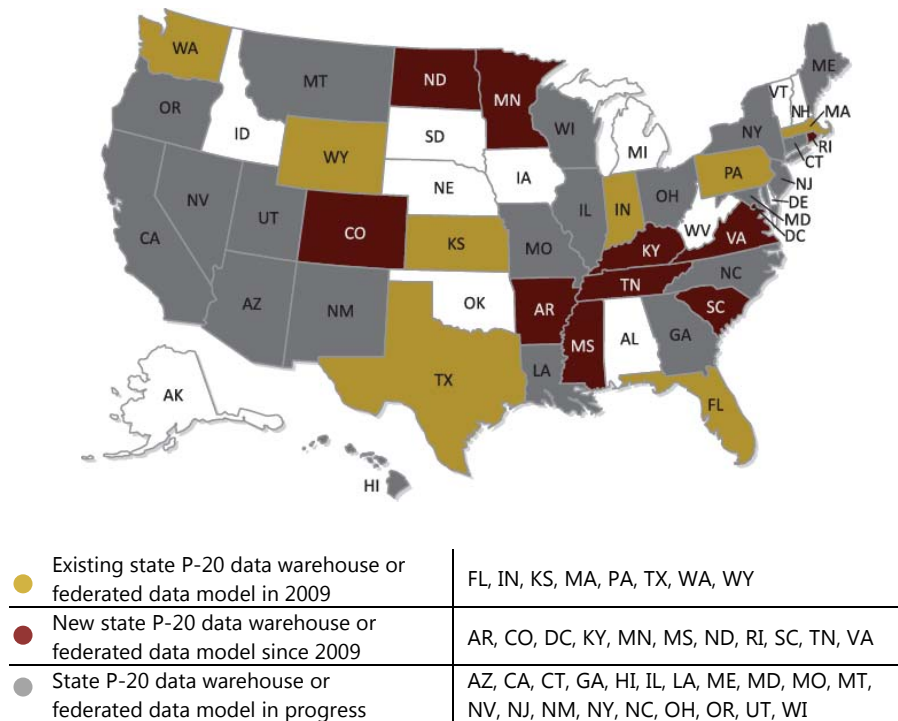
2012 Update on Postsecondary Data Sharing with K-12 and Labor

A rapidly growing trend: State P-20 data warehouses and federated data models

Sharing data via inclusion in state P-20 data warehouses or federated data models has recently emerged as one of the options available to state postsecondary agencies/entities wishing to increase their data sharing capacity with other state agencies/entities.⁵

In 2009, eight states had a state P-20 data warehouse or federated data model. Today, 19 states (including D.C.) have established such structures and 20 additional states are in the process. A very conservative comparison of the states that have received SLDS grants in the last three years with the state postsecondary agencies/entities featured in this report suggests that the grants have influenced the creation of coordinated, multi-sector data sharing structures in at least 30 of these 39 states.⁶ **Figure 1** shows states with multi-sector data sharing where the state postsecondary agency/entity plays a role.

Figure 1: Coordinated, multi-sector data sharing, 2009-present



⁵ It was beyond the scope of this update to detail which of these data sharing relationships originated as individual agreements, as part of the state's effort to build a P-20 data warehouse or federated data model, or both. However, the respondent from the Mississippi Institutions of Higher Learning indicated that **Mississippi's** state P-20 data warehouse replaced the need to have an individual data sharing agreement with the state labor/workforce agency; the same applies to the Washington State Board for Community and Technical Colleges, but for its individual agreement with the state education agency (K-12) in **Washington**.

⁶ **Tennessee** built its state P20 data warehouse with a U.S. Department of Education Race to the Top grant. The Tennessee Higher Education Commission is a contributor to this warehouse.



2012 Update on Postsecondary Data Sharing with K-12 and Labor

While not reflected in **Figure 1** because of its focus on P-20 data warehouses or federated data models, state postsecondary agencies/entities in **Alabama, Alaska, Oklahoma, South Dakota,** and **West Virginia** in fact have individual data sharing agreements with other state agencies. Since the state K-12 agencies in **Alaska, Idaho,** and **Iowa** have been awarded SLDS grants in the past three years in partnership with their postsecondary and labor/workforce counterparts, the total number of states with coordinated, multi-sector data sharing structures is currently 42, including D.C.⁷

Focus on data sharing with state K-12 and labor/workforce agencies

As was the case in 2009, the most common data sharing agreements exist between the state postsecondary agency/entity and the state education (K-12) and labor/workforce agencies. The most dramatic change occurred in states where the state postsecondary agency/entity shares data with both the state K-12 and labor/workforce agencies. The number has almost doubled from 16 states in 2009 to 29 states in 2012.

Figures 2, 3, 4 and **5**⁸ specifically detail data sharing agreements with the state education (K-12) and labor/workforce agencies, which may or may not take place via the state P-20 data warehouses or federated data models. For example, in **Minnesota**, the Minnesota State Colleges and Universities (MNSCU) has a data sharing arrangement with the state labor/workforce agency. But since MNSCU is a data contributor to the state's P-20 data warehouse, and the Minnesota Office of Higher Education has a data sharing agreement with the state education (K-12) agency, MNSCU also will have access to K-12 data from this agency as a partner.

⁷ The 2009 study excluded the state postsecondary agencies/entities in **Delaware, Idaho, Iowa, Nebraska, New Hampshire,** and **Puerto Rico** because they did not have SURs at the time. **Michigan** does not have a state postsecondary agency/entity. Of these states, **Idaho, Iowa,** and **Michigan** have received SLDS grants that include the postsecondary sector. **Delaware, Nebraska, New Hampshire,** and **Puerto Rico** received FY2012 SLDS grants to develop their state K-12 data systems. It is unknown whether the postsecondary sector in these four states will be considered as a partner in the future.

⁸ **Appendix E** contains the abbreviations used in the maps for the states with more than one SUR system.



Figure 2 and **Figure 3** geographically show the changes between 2009 and 2012 with regard to states' *existing* data sharing arrangements. Many new states entered into data sharing agreements with these agencies.

Figure 2: Thirty-four states sharing data with K-12, labor, or both agencies (2009)

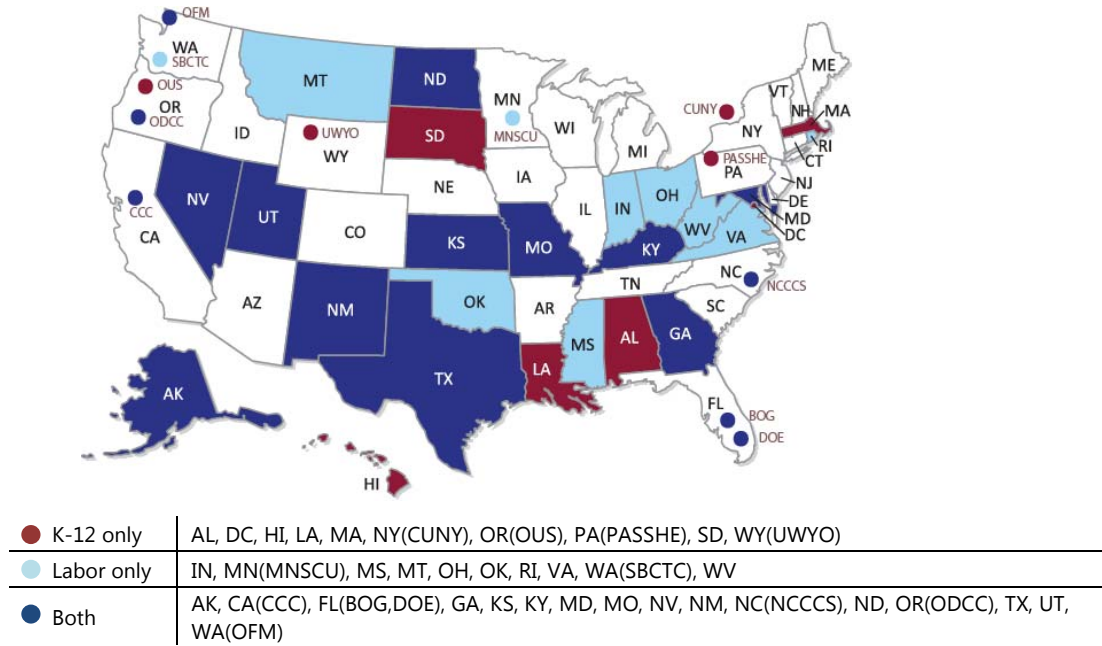


Figure 3: Forty states sharing data with K-12, labor, or both agencies (2012)

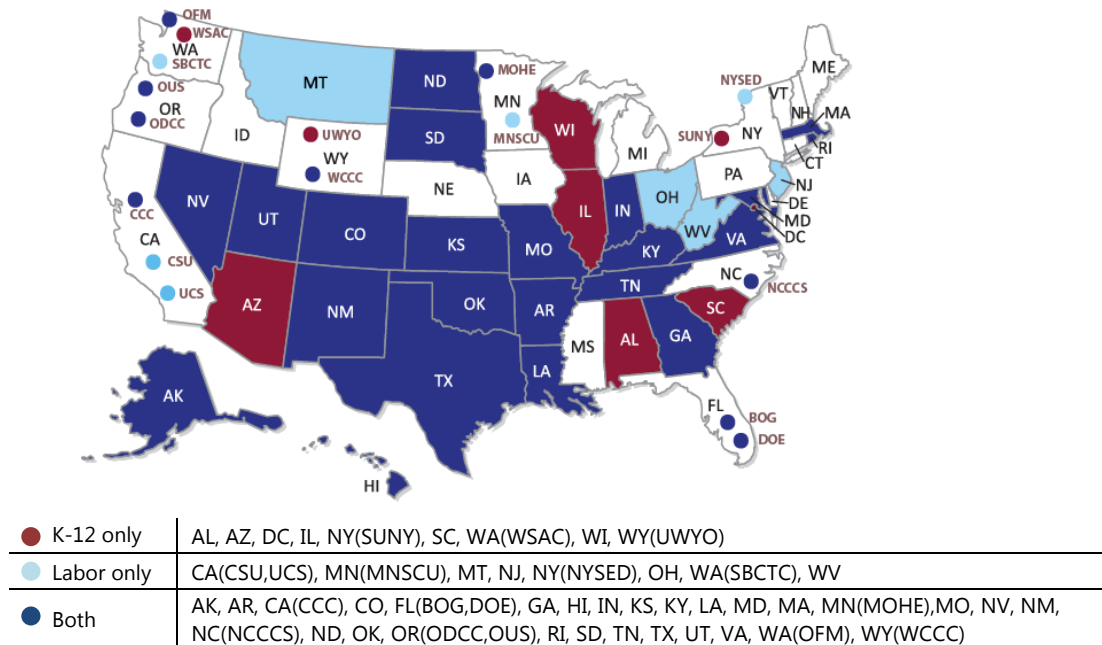




Figure 4 and **Figure 5** geographically show the changes between 2009 and 2012 with regard to states currently *in the process of establishing* their data sharing agreements with the K-12 and labor agencies.

Figure 4: Thirteen states in the process of establishing data sharing with K-12, labor, or both (2009)

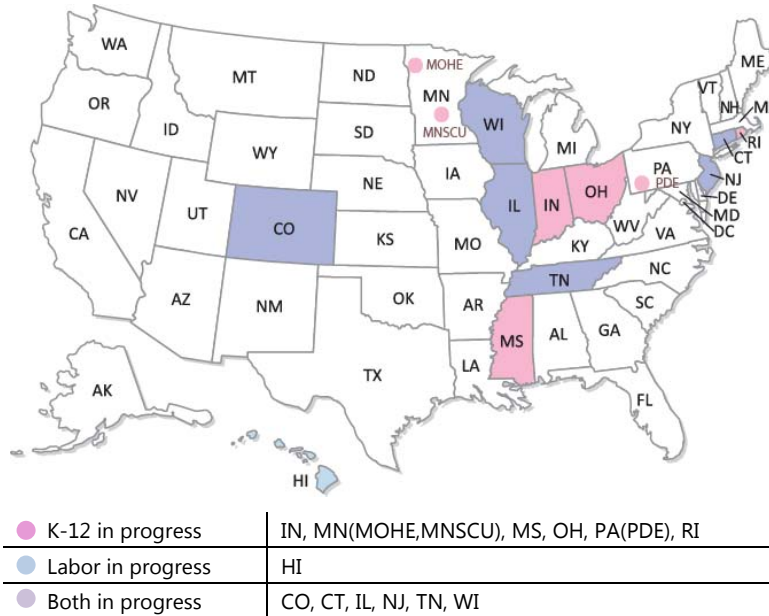
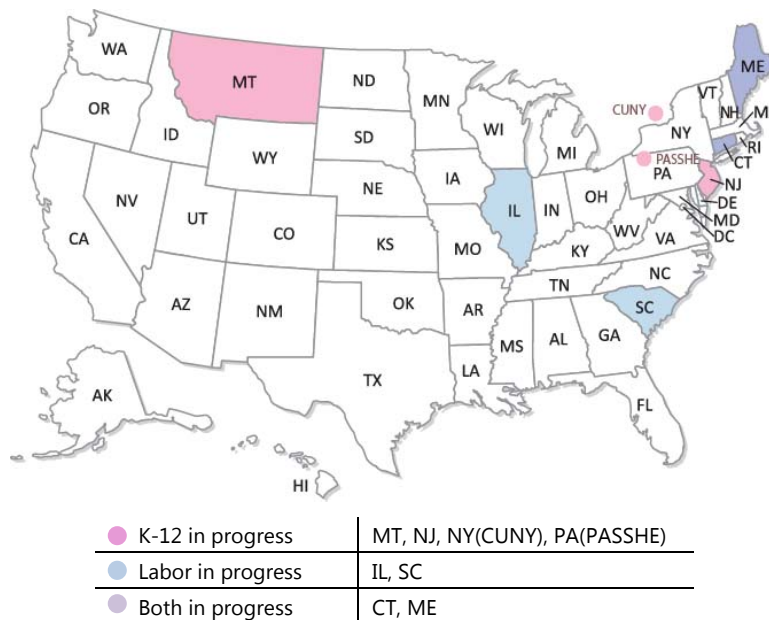


Figure 5: Eight states in the process of establishing data sharing with K-12, labor, or both (2012)





Access to K-12 and labor data elements between the state postsecondary agency/entity and the state education (K-12) and labor/workforce agencies

The vast majority of the state postsecondary agencies/entities with data sharing agreements with the state education (K-12) and labor/workforce agencies also have access to the data elements these other state agencies collect. Between 2009 and 2012, this access has significantly increased, which means that more states are able to follow students from cradle to career.

Access to K-12 elements from the state education agency (K-12)

Compared to 23 states in 2009 where 26 state postsecondary agencies/entities had access to K-12 data elements via data sharing agreements, today the number has grown to 42 in 34 states (see **Figure 6** and **Figure 7**).

In 2009, **Maryland**, **North Dakota**, and **Pennsylvania** (Pennsylvania State System for Higher Education, PASSHE) had data sharing agreements with their respective state education agency (K-12), where they provided postsecondary data to these state education agencies, but the agreement did not include postsecondary access to K-12 data elements. While both **Maryland** and **Pennsylvania**⁹ are technically the only states that still fall in this category, they are both in the process of obtaining access via new agreements resulting from the state SLDS grant. **Figure 7** shows the states with data sharing agreements with the state education agency (K-12) that have access to such elements or are in the process of obtaining access.

California (The California State University and Colleges, University of California System), **North Carolina** (University of North Carolina), **Ohio**, **Pennsylvania** (Pennsylvania State System of Higher Education), **Vermont** (Vermont State Colleges), and **West Virginia** are among the states that obtain K-12 elements via the institutions of higher education (IHEs) that report data to the state postsecondary agencies/entities (see **Appendix C**). High school attended, high school graduation date and high school grade point average are among the K-12 elements typically collected by IHEs and then shared with their respective state postsecondary agencies/entities.

⁹ PASSHE initially contributed to the state P-20 data warehouse managed by the Pennsylvania Department of Education (PDE) until passage of House Bill 1352 in June 2011. This bill limited the sharing of PASSHE data with PDE to aggregate data only. The bill prohibited PDE from collecting any identifying information of students unless they were specifically required to do so under federal statute or regulation. House Bill 1901, passed in June 2012, now allows PASSHE to voluntarily participate in the state P20 data warehouse as long as students are allowed to opt out of data collection activities.



Figure 6: Twenty-three states with access to elements from the K-12 agency (2009)

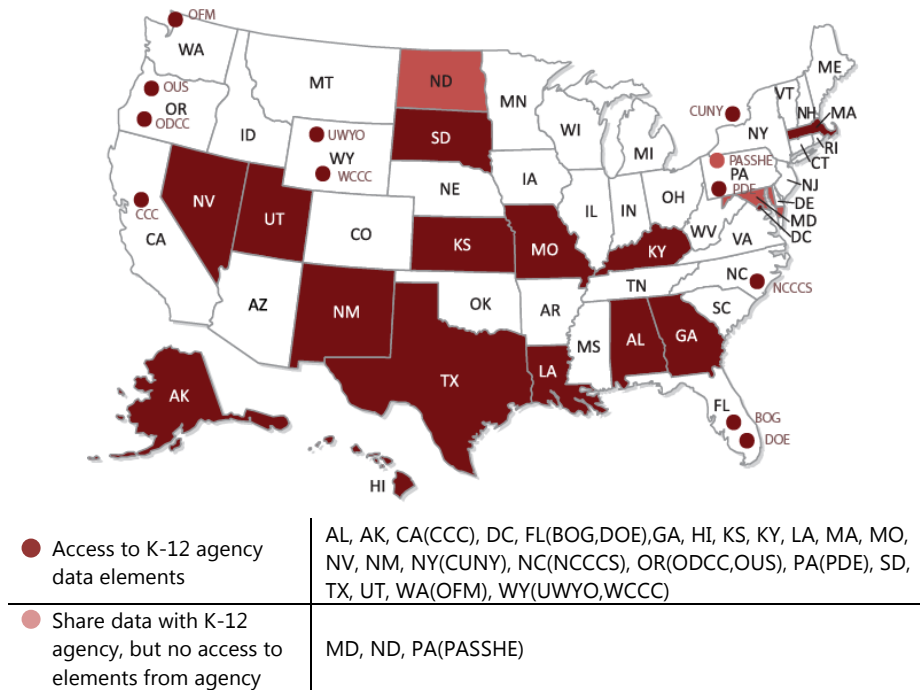
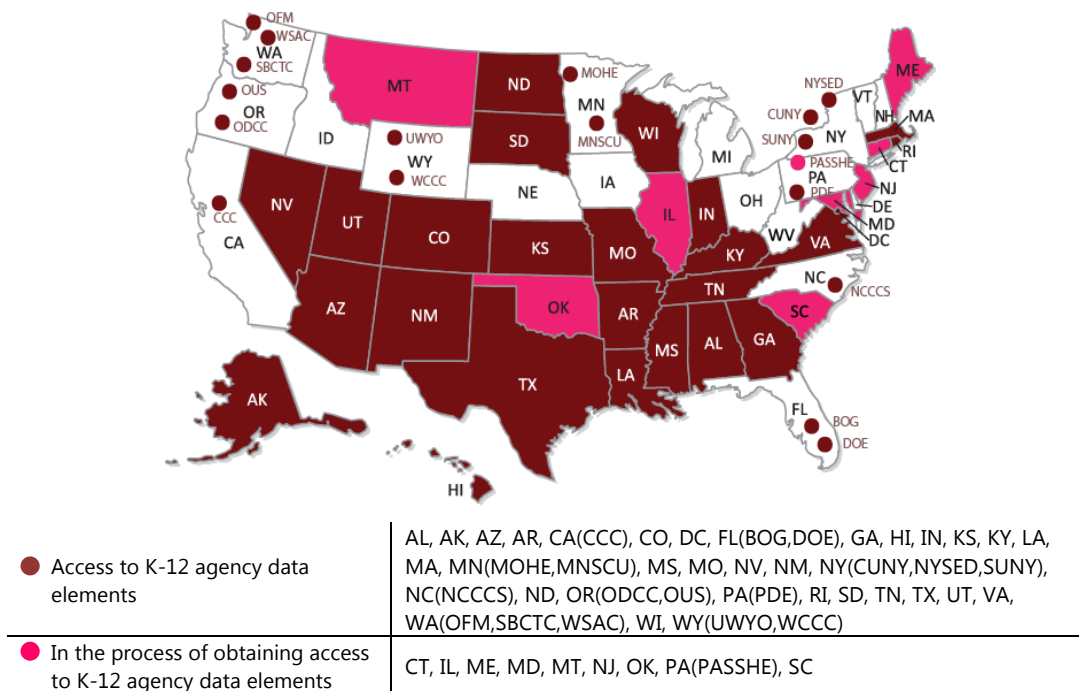


Figure 7: Thirty-four states with access to elements from the K-12 agency (2012)





2012 Update on Postsecondary Data Sharing with K-12 and Labor

Access to labor elements from the state labor/workforce agency

Compared to 23 states in 2009 where 25 state postsecondary agencies/entities had access to labor/workforce data elements via their data sharing agreements with the state labor/workforce agency, today the number has grown to 39 in 33 states (see **Figure 8** and **Figure 9**).

In 2009, **Maine**, **Mississippi**, and **North Dakota** had data sharing agreements with their respective state labor/workforce agency, where they provided postsecondary data to these state labor/workforce agencies, but the agreement did not include postsecondary access to labor data elements. No states fall into this category anymore. **Figure 9** shows the states with data sharing agreements with the state labor/workforce agency that have access to such elements or are in the process of obtaining access.

Access to both K-12 and labor elements from the respective agencies

Figure 10 shows the 32 postsecondary agencies/entities in 28 states with access to both K-12 and labor agency data elements. None of the original 14 states with access to both types of elements in 2009 lost this access (see **Figure 11**); therefore, the number of states that have gained such access has doubled in the past three years.



Figure 8: Twenty-three states with access to elements from the labor/workforce agency (2009)

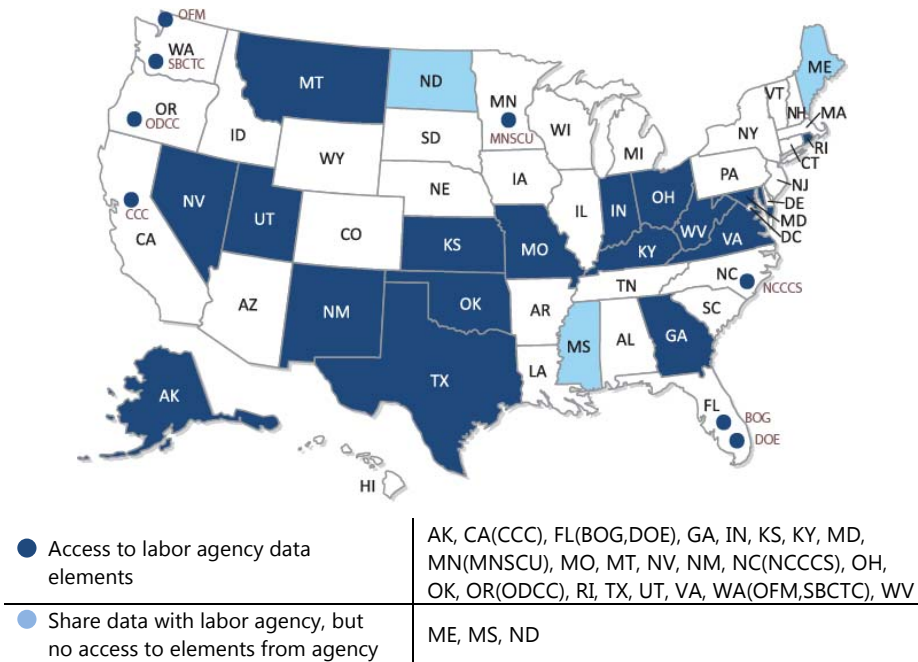


Figure 9: Thirty-three states with access to elements from the labor/workforce agency (2012)

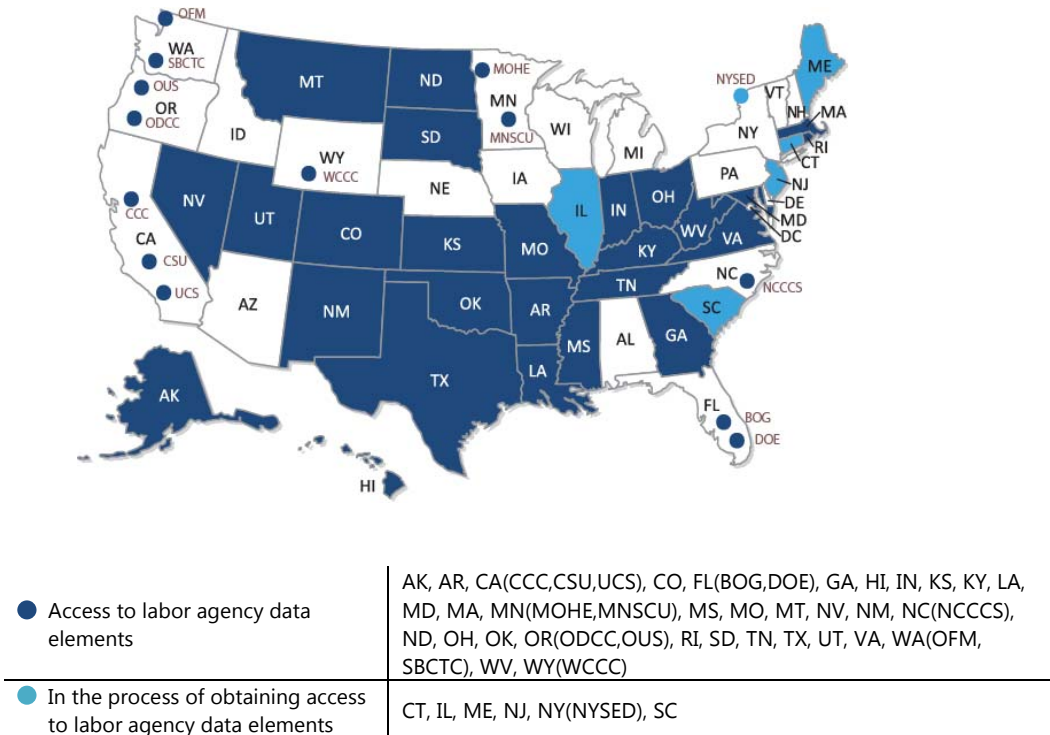




Figure 10: Fourteen states with access to elements from both the K-12 and labor agencies (2009)

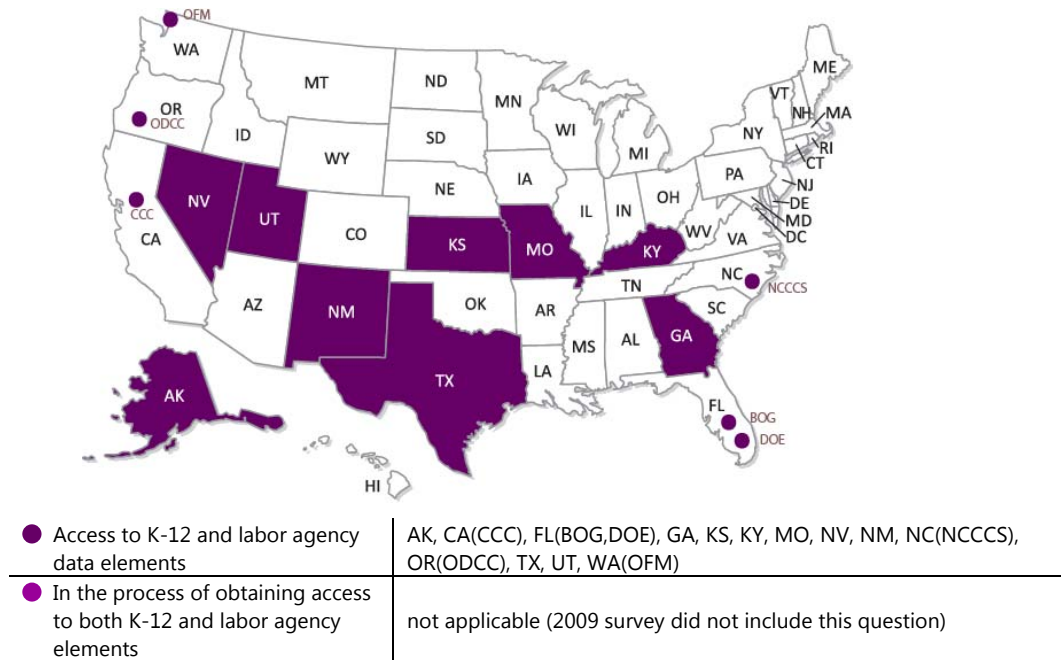
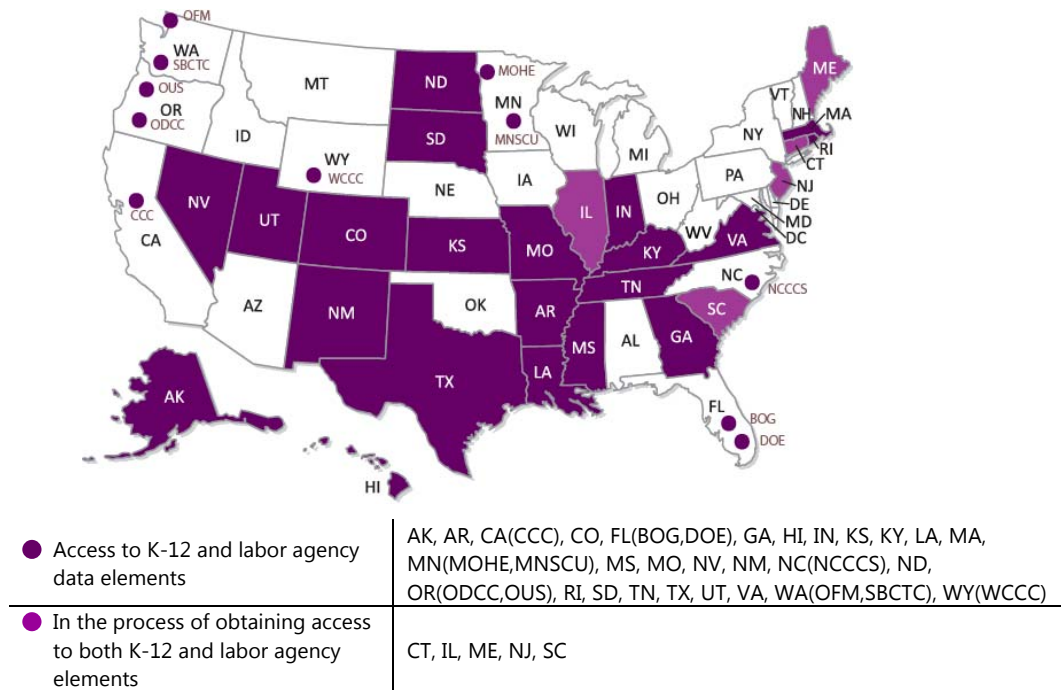


Figure 11: Twenty-eight states with access to elements from both the K-12 and labor agencies (2012)





CONCLUSION

Much has changed in the past three years with regard to the data sharing activities of state postsecondary agencies/entities.

This 2012 update to the *Strong Foundations* report found that:

- Nineteen (19) states now have a **state P-20 data warehouse or federated data model** and 20 states are in the process of building such structures (compared with eight with these structures in 2009);
- Fifty-six (56) state postsecondary agencies/entities in 45 states (including the District of Columbia) have **data sharing arrangements with other state agencies/entities** (compared with 51 agencies/entities in 42 states in 2009);
 - Forty-six (46) state postsecondary agencies/entities in 40 states share data with the **state education (K-12) agency** (compared with 27 in 25 states in 2009);
 - Forty-four (44) state postsecondary agencies/entities in 38 states share data with the **state labor/workforce agency** (compared with 28 in 26 states in 2009);
- Forty-two (42) state postsecondary agencies/entities in 34 states have **access to K-12 data elements** via the state education (K-12) agency (compared with 26 in 23 states in 2009);
- Thirty-nine (39) state postsecondary agencies/entities in 33 states have **access to labor data elements** via the state labor/workforce agency (compared with 25 in 23 states in 2009); and
- Thirty-two (32) state postsecondary agencies/entities in 28 states have **access to both K-12 and labor data elements** via the state education (K-12) and labor/workforce agencies (compared with 15 in 14 states in 2009).

The U.S. Department of Education investment in Statewide Longitudinal Data Systems (SLDS) has amplified the ability of these agencies/entities to share data with a variety of other state agencies/entities, most notably with the respective state education (K-12) and labor/workforce agencies in each state. This development has greatly accelerated the maturing and spread of postsecondary data sharing, from periodic reports in 10 states two decades ago, to a robust national movement. These new partnerships are making educational performance and challenges more transparent, and providing resources for improvement all across the nation. The end result is that these new partnerships among various state agencies/entities will enable states to monitor their human capital development more comprehensively.



APPENDICES

Appendix A: List of Respondents by State and Agency/Entity

ALABAMA

DIANE SHERMAN, Alabama Commission on Higher Education

ALASKA

GWEN GRUENIG, University of Alaska Statewide System

ARIZONA

MELINDA GEBEL, Arizona Academic Program Articulation Steering Committee

ARKANSAS

RICK JENKINS, Arkansas Department of Higher Education

CALIFORNIA

CHRIS FURGIUELE, University of California System
PHILLIP GARCIA, The California State University and Colleges
PATRICK PERRY, California Community Colleges

COLORADO

BETH BEAN, Colorado Department of Higher Education

CONNECTICUT

BRADEN HOSCH AND COLLEAGUES, Connecticut Board of Regents for Higher Education

DISTRICT OF COLUMBIA

KIM GOODMAN-CELAY AND COLLEAGUES, District of Columbia Office of the State Superintendent of Education-Higher Education Financial Services

FLORIDA

KEITH GOODNER, Florida Department of Education
TERRICKA WASHINGTON, State University System of Florida Board of Governors

GEORGIA

SUSAN CAMPBELL LOUNSBURY, Board of Regents of the University System of Georgia

HAWAII

PEARL IMADA IBOSHI, The University of Hawai'i System

ILLINOIS

SARA ARCHACKI, Illinois Board of Higher Education

INDIANA

MOLLY CHAMBERLIN, Indiana Commission for Higher Education

KANSAS

CYNTHIA FARRIER, Kansas Board of Regents

KENTUCKY

HEIDI HIEMSTRA, Kentucky Council on Postsecondary Education

LOUISIANA

LANCE NEAL, Louisiana Board of Regents

MAINE

ROSA REDONNETT, University of Maine System

MARYLAND

PARRIS JACKSON, Maryland Higher Education Commission



2012 Update on Postsecondary Data Sharing with K-12 and Labor

MASSACHUSETTS

JONATHAN KELLER AND COLLEAGUES, Massachusetts
Department of Higher Education

MINNESOTA

ALEXANDRA DJUROVICH, Minnesota Office of Higher
Education
CRAIG SCHOENECKER, Minnesota State Colleges and
Universities

MISSISSIPPI

JIM HOOD, Mississippi Board of Trustees of State
Institutions of Higher Learning

MISSOURI

DAMON FERLAZZO, Missouri Department of Higher
Education

MONTANA

TYLER TREVOR, Montana University System

NEVADA

LINDA HEISS, Nevada System of Higher Education

NEW JERSEY

BETSY GARLATTI, New Jersey Higher Education

NEW MEXICO

DINA ADVANI, New Mexico Higher Education
Department

NEW YORK

DAVID CROOK, City University of New York
RICK MILLER, The State University of New York
GLENWOOD ROWSE, New York State Education
Department Office of Higher Education

NORTH CAROLINA

DIANA HAYWOOD, University of North Carolina (2009)
BILL SCHNEIDER AND COLLEAGUES, North Carolina
Community College System

NORTH DAKOTA

MICHELLE OLSEN AND COLLEAGUES, North Dakota
University System

OHIO

STEPHANIE MCCANN, Ohio Board of Regents

OKLAHOMA

MARION DILBECK, Oklahoma State Regents for
Higher Education

OREGON

BOB KIERAN, Oregon University System
MARILYN KOLODZIECZYK, Oregon Department of
Community Colleges and Workforce Development

PENNSYLVANIA

SHARA BUNIS, Pennsylvania Department of Education
Office of Postsecondary and Higher Education
GEORGIA PRELL, Pennsylvania State System of Higher
Education

RHODE ISLAND

DEBORAH GROSSMAN-GARBER, Rhode Island Board of
Governors for Higher Education

SOUTH CAROLINA

CAMILLE BROWN, South Carolina Commission on
Higher Education



2012 Update on Postsecondary Data Sharing with K-12 and Labor

SOUTH DAKOTA

PAUL TURMAN, South Dakota Board of Regents

TENNESSEE

PATRIK BURSIK, Tennessee Higher Education
Commission

TEXAS

DOUG PARKER, Texas Higher Education Coordinating
Board

UTAH

JOSEPH CURTIN, Utah System of Higher Education

VERMONT

HOPE BAKER-CARR, Vermont State Colleges
JOHN RYAN, University of Vermont

VIRGINIA

TOD MASSA, State Council of Higher Education for
Virginia

WASHINGTON

MELISSA BEARD, Washington Office of Financial
Management
CHRISTY ENGLAND-SIEGERDT, Washington Student
Achievement Council
DAVID PRINCE AND COLLEAGUES, Washington State
Board for Community & Technical Colleges

WEST VIRGINIA

LARRY PONDER, West Virginia Higher Education
Policy Commission (2009)

WISCONSIN

SUE BUTH, University of Wisconsin System

WYOMING

TULLY HOLMES AND COLLEAGUES, Wyoming
Community College Commission
SUZANN KOLLER, University of Wyoming



2012 Update on Postsecondary Data Sharing with K-12 and Labor

Appendix B: Data Collection Template



State Higher Education Executive Officers Association
2012 Strong Foundations Update - K12 and Labor Linkages

Responding Entity		State			
<p>Instructions: We have prepopulated the form with the responses you provided in 2009.</p> <p>1) If there are no changes to the responses provided in 2009, check the box in the No change column.</p> <p>2) If there are changes to the information provided in 2009, mark additions with a plus (+) sign and subtractions with a minus (-) sign. If the 2009 response still applies, please leave blank.</p> <p>3) You are welcome to provide any context for the changes in the comment box.</p>					
Question	Option Set	2009 response	No change	2012 change	Comment on 2012 change
1. Does your state have a P-20 data warehouse?	yes no in progress		<input type="checkbox"/>		
2. Does your agency/entity provide data to the P-20 data warehouse?	n/a yes no		<input type="checkbox"/>		
3. Does your agency/entity have a data sharing arrangement with the National Student Clearinghouse?	yes no		<input type="checkbox"/>		
4. With which agencies/entities within your state does your entity have a data sharing arrangement (even if you only get aggregate data back)?	<p>not applicable; no data sharing arrangements</p> <p>coordinating/governing board (new)</p> <p>state financial aid agency/entity</p> <p>state education agency (K-12)</p> <p>labor/workforce</p> <p>pre-k/early childhood</p> <p>child protective services</p> <p>foster care</p> <p>health</p> <p>human services</p> <p>motor vehicle division/dept</p> <p>juvenile detention</p> <p>corrections</p> <p>court system</p> <p>other agency/entity</p>		<input type="checkbox"/>		
<i>If you do not have data sharing arrangements with the state education agency (K-12), skip Question 5.</i>					
<i>If you do not have data sharing arrangements with the labor/workforce agency, skip Question 6.</i>					
5. If you selected state education agency (K-12) in Question 4 and you have access to K-12 data elements by virtue of the data sharing arrangement, please indicate which of the following elements are available to your agency/entity at the student unit record level.	<p>not applicable; only aggregate data available</p> <p>element selection in progress</p> <p>student free and reduced-price lunch eligibility</p> <p>language spoken at home</p> <p>disability status</p> <p>high school attended</p> <p>district/school code</p> <p>student resident county-district code</p> <p>date student enrolled</p> <p>course type</p> <p>course title</p> <p>course grade</p> <p>high school GPA</p> <p>high school graduation date</p> <p>assessment scores</p> <p>other K-12 data elements (new)</p>		<input type="checkbox"/>		
6. If you selected labor/workforce in Question 4 and you have access to labor data elements by virtue of the data sharing arrangement, please indicate which of the following elements are available to your agency/entity at the student unit record level.	<p>not applicable; only aggregate data available</p> <p>element selection in progress</p> <p>employer ID number</p> <p>employer size; number of employees (monthly)</p> <p>employer county</p> <p>wages earned</p> <p>wage type code</p> <p>hours worked</p> <p>employment quarter code</p> <p>employment year</p> <p>date student/employee applied for UI</p> <p>date student/employee received first UI check</p> <p>other agencies/entities providing student/employee services during period individual is in receipt of UI</p> <p>North American Industry Classification System code</p> <p>North American Industry Classification System title</p> <p>Standard Occupational Classification code</p> <p>Standard Occupational Classification title</p> <p>other labor/workforce data elements (new)</p>		<input type="checkbox"/>		



Appendix C: Responses by Question

Question 1: Does your state have a P-20 data warehouse?

Question 2: Does your agency/entity provide data to the P-20 data warehouse?

Question 3: Does your agency/entity have a data sharing arrangement with the National Student Clearinghouse?

Question 4: With which agencies/entities within your state does your entity have a data sharing arrangement (even if you only get aggregate data back)?

Question 5: If you selected state education agency (K-12) in Question 4 and you have access to K-12 data elements by virtue of the data sharing arrangement, please indicate which of the following elements are available to your agency/entity at the student unit record level.

Question 6: If you selected labor/workforce in Question 4 and you have access to labor data elements by virtue of the data sharing arrangement, please indicate which of the following elements are available to your agency/entity at the student unit record level.

The legend for the responses is as follows:

- **X** indicates that the particular aspect existed in 2009 and continues to do so today;
- **+** indicates that the particular aspect has been added since 2009;
- **IP** indicates that the particular aspect is currently in progress;
- **IHE** indicates that the particular aspect is provided by institutions of higher education; &
- **-** indicates that the particular aspect has been removed since 2009.

Note: In Questions 4 through 6, for states with more than one agency/entity, X trumps +, + trumps IP, and IP trumps IHE *for each question option*. Therefore, the state totals do not add up.

Visit www.sheeo.org/sspds to view the submission of each responding agency/entity, which includes comments and other information specific to each agency/entity.



2012 Update on Postsecondary Data Sharing with K-12 and Labor

Responses to Questions 1 and 2: State P-20 Data Warehouse or Federated Data Model

Questions 1&2: Existence of and Contributions to State P-20 Data Warehouse or Federated Data Model?	Ques 1				Ques 2	
	yes	in progress	no	n/a	yes	no
Agency/Entity (states with more than one entity are shaded)						
Alabama Commission on Higher Education			X	X		
University of Alaska Statewide System			X	X		
Arizona Academic Program Articulation Steering Committee		IP			IP	
Arkansas Department of Higher Education	+				+	
California Community Colleges		IP			IP	
California Postsecondary Education Commission (no longer exists)			X	X		
The California State University and Colleges		IP			IP	
University of California System		IP			IP	
Colorado Department of Higher Education	+				+	
Connecticut Board of Regents for Higher Education (formerly Department of Higher Education)		IP			IP	
District of Columbia Office of the State Superintendent of Education-Higher Education Financial Services	+				+	
Florida Department of Education	X				X	
State University System of Florida Board of Governors	X				X	
Board of Regents of the University System of Georgia		IP			IP	
The University of Hawai'i System		IP			IP	
Illinois Board of Higher Education		IP			IP	
Indiana Commission for Higher Education	X				X	
Kansas Board of Regents	X				X	
Kentucky Council on Postsecondary Education	+				+	
Louisiana Board of Regents		IP			IP	
University of Maine System		IP			IP	
Maryland Higher Education Commission		IP			IP	
Massachusetts Department of Higher Education	X				X	
Minnesota Office of Higher Education	+				+	
Minnesota State Colleges and Universities		IP			+	
Mississippi Board of Trustees of State Institutions of Higher Learning	+				+	
Missouri Department of Higher Education		IP			IP	
Montana University System		IP			IP	
Nevada System of Higher Education		IP			IP	
New Jersey Higher Education (formerly Commission on Higher Education)		IP			IP	

continues on the next page

Legend X = 2009-current + = Added since 2009 IP = In progress IHE = Institution of higher education - = Removed since 2009



2012 Update on Postsecondary Data Sharing with K-12 and Labor

Questions 1&2: Existence of and Contributions to State P-20 Data Warehouse or Federated Data Model?	Ques 1				Ques 2	
	yes	in progress	no	n/a	yes	no
Agency/Entity (states with more than one entity are shaded)						
New Mexico Higher Education Department		IP			IP	
City University of New York		IP			IP	
New York State Education Department Office of Higher Education		IP			IP	
The State University of New York		IP			IP	
North Carolina Community College System		IP			IP	
University of North Carolina (2009)			X	X		
North Dakota University System	+				+	
Ohio Board of Regents		IP			IP	
Oklahoma State Regents for Higher Education			X	X		
Oregon Department of Community Colleges and Workforce Development		IP			IP	
Oregon University System		IP			IP	
Pennsylvania Department of Education Office of Postsecondary and Higher Education	X				X	
Pennsylvania State System of Higher Education	X					-
Rhode Island Board of Governors for Higher Education	+				+	
South Carolina Commission on Higher Education	+				IP	
South Dakota Board of Regents			X	X		
Tennessee Higher Education Commission	+				+	
Texas Higher Education Coordinating Board	X				X	
Utah System of Higher Education		IP			IP	
University of Vermont			X	X		
Vermont State Colleges			X	X		
State Council of Higher Education for Virginia	+				+	
Washington Office of Financial Management	X				X	
Washington State Board for Community & Technical Colleges	X				X	
Washington Student Achievement Council (formerly Higher Education Coordinating Board)	X				IP	
West Virginia Higher Education Policy Commission (2009)			X	X		
University of Wisconsin System		IP			IP	
University of Wyoming	X				X	
Wyoming Community College Commission	X				X	
total number	24	26	9	9	49	1
total states	19	20	6	6	39	0



2012 Update on Postsecondary Data Sharing with K-12 and Labor

Responses to Question 3: Agreements with National Student Clearinghouse (NSC)

Question 3: Data Sharing Arrangements with the National Student Clearinghouse (NSC)?		
	yes	no
Agency/Entity (states with more than one entity are shaded)		
Alabama Commission on Higher Education	+	
University of Alaska Statewide System	X	
Arizona Academic Program Articulation Steering Committee		
Arkansas Department of Higher Education		X
California Community Colleges	X	
California Postsecondary Education Commission (no longer exists)		X
The California State University and Colleges	+	
University of California System	+	
Colorado Department of Higher Education	+	
Connecticut Board of Regents for Higher Education (formerly Department of Higher Education)	+	
District of Columbia Office of the State Superintendent of Education-Higher Education Financial Services	X	
Florida Department of Education	X	
State University System of Florida Board of Governors		X
Board of Regents of the University System of Georgia	X	
The University of Hawai'i System	X	
Illinois Board of Higher Education	IP	
Indiana Commission for Higher Education	IP	
Kansas Board of Regents	+	
Kentucky Council on Postsecondary Education		X
Louisiana Board of Regents		X
University of Maine System	X	
Maryland Higher Education Commission		X
Massachusetts Department of Higher Education	X	
Minnesota Office of Higher Education	+	
Minnesota State Colleges and Universities	X	
Mississippi Board of Trustees of State Institutions of Higher Learning		X
Missouri Department of Higher Education	+	
Montana University System	X	
Nevada System of Higher Education	X	
New Jersey Higher Education (formerly Commission on Higher Education)	X	

continues on the next page

Legend X = 2009-current + = Added since 2009 IP = In progress IHE = Institution of higher education - = Removed since 2009



2012 Update on Postsecondary Data Sharing with K-12 and Labor

Question 3: Data Sharing Arrangements with the National Student Clearinghouse (NSC)?

	yes	no
Agency/Entity (states with more than one entity are shaded)		
New Mexico Higher Education Department		X
City University of New York	X	
New York State Education Department Office of Higher Education	+	
The State University of New York		X
North Carolina Community College System	X	
University of North Carolina (2009)		X
North Dakota University System		X
Ohio Board of Regents		X
Oklahoma State Regents for Higher Education		X
Oregon Department of Community Colleges and Workforce Development	X	
Oregon University System	X	
Pennsylvania Department of Education Office of Postsecondary and Higher Education	+	
Pennsylvania State System of Higher Education	X	
Rhode Island Board of Governors for Higher Education	X	
South Carolina Commission on Higher Education	+	
South Dakota Board of Regents	X	
Tennessee Higher Education Commission	+	
Texas Higher Education Coordinating Board	X	
Utah System of Higher Education	X	
University of Vermont	+	
Vermont State Colleges	X	
State Council of Higher Education for Virginia		X
Washington Office of Financial Management	+	
Washington State Board for Community & Technical Colleges	X	
Washington Student Achievement Council (formerly Higher Education Coordinating Board)	+	
West Virginia Higher Education Policy Commission (2009)		X
University of Wisconsin System	X	
University of Wyoming	X	
Wyoming Community College Commission		X
total number	42	16
total states	33	11



2012 Update on Postsecondary Data Sharing with K-12 and Labor

Responses to Question 4: Data Sharing with Other State Agencies/Entities

Question 4: Data Sharing with Other State Agencies?		
Agency/Entity (states with more than one entity are shaded)	K-12	labor/ workforce
Alabama Commission on Higher Education	X	
University of Alaska Statewide System	X	X
Arizona Academic Program Articulation Steering Committee	+	
Arkansas Department of Higher Education	+	+
California Community Colleges	X	X
California Postsecondary Education Commission (no longer exists)		
The California State University and Colleges		+
University of California System		+
Colorado Department of Higher Education	+	+
Connecticut Board of Regents for Higher Education (formerly Department of Higher Education)	IP	IP
District of Columbia Office of the State Superintendent of Education-Higher Education Financial Services	X	
Florida Department of Education	X	X
State University System of Florida Board of Governors	X	X
Board of Regents of the University System of Georgia	X	X
The University of Hawai'i System	X	+
Illinois Board of Higher Education	+	IP
Indiana Commission for Higher Education	+	X
Kansas Board of Regents	X	X
Kentucky Council on Postsecondary Education	X	X
Louisiana Board of Regents	X	+
University of Maine System	IP	IP
Maryland Higher Education Commission	X	X
Massachusetts Department of Higher Education	X	+
Minnesota Office of Higher Education	+	+
Minnesota State Colleges and Universities		X
Mississippi Board of Trustees of State Institutions of Higher Learning		-
Missouri Department of Higher Education	X	X
Montana University System	IP	X
Nevada System of Higher Education	X	X
New Jersey Higher Education (formerly Commission on Higher Education)	IP	+

Legend X = 2009-current + = Added since 2009 IP = In progress IHE = Institution of higher education - = Removed since 2009



2012 Update on Postsecondary Data Sharing with K-12 and Labor

financial aid	other agency	coordinating/ governing board	pre-K	human services	foster care	motor vehicle	health	juvenile detention	corrections	not applicable	child protective services	total
												1
X			X	X			X					6
												1
	+											3
				X								3
										X		1
		-										1
		X					+					3
		X										3
												2
				+								2
X			X		X	X		X	X			8
												2
X	X		+									5
	+		IP									4
	X	+										4
+												3
X	IP		+									5
X						X						4
+												3
												2
	+											3
												2
			+									3
		X										2
X												1
												2
												2
												2
X	+											4

continues on next page



2012 Update on Postsecondary Data Sharing with K-12 and Labor

Responses to Question 4: Data Sharing with Other State Agencies/Entities (continued)

Question 4: Data Sharing with Other State Agencies?		
Agency/Entity (states with more than one entity are shaded)	K-12	labor/ workforce
New Mexico Higher Education Department	X	X
City University of New York	X	
New York State Education Department Office of Higher Education		+
The State University of New York	+	
North Carolina Community College System	X	X
University of North Carolina (2009)		
North Dakota University System	X	X
Ohio Board of Regents		X
Oklahoma State Regents for Higher Education	+	X
Oregon Department of Community Colleges and Workforce Development	X	X
Oregon University System	X	+
Pennsylvania Department of Education Office of Postsecondary and Higher Education		
Pennsylvania State System of Higher Education	-	
Rhode Island Board of Governors for Higher Education	+	X
South Carolina Commission on Higher Education	+	IP
South Dakota Board of Regents	X	+
Tennessee Higher Education Commission	+	+
Texas Higher Education Coordinating Board	X	X
Utah System of Higher Education	X	X
University of Vermont		
Vermont State Colleges		
State Council of Higher Education for Virginia	+	X
Washington Office of Financial Management	X	X
Washington State Board for Community & Technical Colleges	-	X
Washington Student Achievement Council (formerly Higher Education Coordinating Board)	+	
West Virginia Higher Education Policy Commission (2009)		X
University of Wisconsin System	+	
University of Wyoming	X	
Wyoming Community College Commission	+	+
total number	45	44
total states	40	38

Legend X = 2009-current + = Added since 2009 IP = In progress IHE = Institution of higher education - = Removed since 2009



2012 Update on Postsecondary Data Sharing with K-12 and Labor

financial aid	other agency	coordinating/ governing board	pre-K	human services	foster care	motor vehicle	health	juvenile detention	corrections	not applicable	child protective services	total
			X									3
	X											2
	+	+			+			+				5
												1
		+		IP								4
										X		1
+	X	+										5
												1
X	X											4
X		X										4
X		X			+							5
										X		1
X												1
+		+		IP	+	IP	+	IP			+	10
	+					X						4
												2
				+			+					4
												2
	+											3
X												1
X												1
				+					X			4
X	+	X	+	X	+	+			+		+	11
X				X								3
	X	+			+							4
												1
		X										2
												1
+		+										4
20	15	14	8	9	6	5	4	3	3	3	2	
17	13	12	8	8	5	5	4	3	3	3	2	



2012 Update on Postsecondary Data Sharing with K-12 and Labor

Responses to Question 5: Access to K-12 Data Elements

Question 5: Access to Elements via K-12 Data Sharing?			
Agency/Entity (states with more than one entity are shaded)	element selection in progress	student free and reduced-price lunch	language spoken at home
Alabama Commission on Higher Education		X	+
University of Alaska Statewide System			
Arizona Academic Program Articulation Steering Committee			
Arkansas Department of Higher Education			
California Community Colleges			
California Postsecondary Education Commission (no longer exists)			
The California State University and Colleges			
University of California System			
Colorado Department of Higher Education		+	+
Connecticut Board of Regents for Higher Education (formerly Department of Higher Education)	IP	IP	
District of Columbia Office of the State Superintendent of Education-Higher Education Financial Services		X	X
Florida Department of Education		X	X
State University System of Florida Board of Governors			
Board of Regents of the University System of Georgia		IP	IP
The University of Hawai'i System		+	X
Illinois Board of Higher Education	IP		
Indiana Commission for Higher Education		+	+
Kansas Board of Regents		X	
Kentucky Council on Postsecondary Education		+	+
Louisiana Board of Regents			
University of Maine System	IP		
Maryland Higher Education Commission	IP		
Massachusetts Department of Higher Education		X	
Minnesota Office of Higher Education		+	+
Minnesota State Colleges and Universities		+	+
Mississippi Board of Trustees of State Institutions of Higher Learning			
Missouri Department of Higher Education		X	+
Montana University System			
Nevada System of Higher Education		X	
New Jersey Higher Education (formerly Commission on Higher Education)	IP		

Legend X = 2009-current + = Added since 2009 IP = In progress IHE = Institution of higher education - = Removed since 2009



2012 Update on Postsecondary Data Sharing with K-12 and Labor

disability status	high school attended	district/school code	student resident county-district code	date student enrolled	course type	course title	course grade	high school GPA	high school graduation date	assessment scores	other K12 elements	total
+	X	X	X					X	X		+	9
	+	+	+		X			+	+	+	+	8
	+								+			2
	IHE	+						IHE	IHE	+	+	6
	X								X			2
	IHE											1
	IHE							IHE	IHE			3
	IHE							IHE	IHE			3
+	IHE	+	+					IHE	IHE	+	+	10
	IP	IP						IP	IP	IP		6
+	X	+		+	IP	IP	IP	IP	X	+		12
X	X	X		X	X	X	X	X	X	X		12
	X							X	X			3
IP	X	X	X	IP	IP	IP	IP	X	+	+		13
+	X	X	X	+	+	X	X	X	X	+	+	14
	IHE							IHE	IHE	IHE		4
+	IHE	+						IHE	IHE	+	+	9
X	X	X	X	X	IP	IP	IP	IHE	IP	IP		12
+	X	X	X	+	+			X	X	X	+	12
	X	+			+	+	+	X	X			7
	IHE								IHE			2
	IHE											1
X	X	X		X	X	IP	IP	X	X	X		11
+	IHE	+	+	+					+	+		9
	IHE	+	+	+				IHE	IHE	+	+	10
	IHE	+	+	+	+	+	+	IHE	+			9
+	X	X	X	X	+	+	+	+	X	+	+	14
	IHE	IP	IP	IP	IP	IP	IP	IHE	IHE	IP		10
	X	X	X			X	X		X			7
	IHE								IHE			2

continues on next page



2012 Update on Postsecondary Data Sharing with K-12 and Labor

Responses to Question 5: Access to K-12 Data Elements (continued)

Question 5: Access to Elements via K-12 Data Sharing?			
Agency/Entity (states with more than one entity are shaded)	element selection in progress	student free and reduced-price lunch	language spoken at home
New Mexico Higher Education Department			
City University of New York		X	X
New York State Education Department Office of Higher Education		+	+
The State University of New York			
North Carolina Community College System		X	
University of North Carolina (2009)			
North Dakota University System			
Ohio Board of Regents			
Oklahoma State Regents for Higher Education	IP		
Oregon Department of Community Colleges and Workforce Development			
Oregon University System		X	X
Pennsylvania Department of Education Office of Postsecondary and Higher Education		+	+
Pennsylvania State System of Higher Education			
Rhode Island Board of Governors for Higher Education		+	
South Carolina Commission on Higher Education	IP		
South Dakota Board of Regents			
Tennessee Higher Education Commission		+	
Texas Higher Education Coordinating Board		X	
Utah System of Higher Education		X	
University of Vermont			
Vermont State Colleges			
State Council of Higher Education for Virginia		+	
Washington Office of Financial Management		X	X
Washington State Board for Community & Technical Colleges			
Washington Student Achievement Council (formerly Higher Education Coordinating Board)		+	
West Virginia Higher Education Policy Commission (2009)			
University of Wisconsin System		+	+
University of Wyoming			
Wyoming Community College Commission			
total number	7	28	17
total states	7	25	15

Legend X = 2009-current + = Added since 2009 IP = In progress IHE = Institution of higher education - = Removed since 2009



2012 Update on Postsecondary Data Sharing with K-12 and Labor

disability status	high school attended	district/school code	student resident county-district code	date student enrolled	course type	course title	course grade	high school GPA	high school graduation date	assessment scores	other K12 elements	total
	X	X			X	X			X	-	+	6
	X	X		X		X	X	X	X	X	+	11
+	+	+	+	+	+	+	+		+	+	+	13
	+	+		+				+	+			5
	X	X	+					IP	X	IP		7
	IHE											1
	+	+	+	+					+		+	6
	IHE								IHE			2
	IHE							IHE	IHE			3
	X	X							X	X		4
X	X	X						X	X	X		8
+	X	+	+	+	+	+		X	X	+		12
	IHE							IHE	IHE			3
+	IHE	+	+	+	IP	IP	IP	IHE	IHE	+	+	13
	IHE							IHE	IHE			3
	X	X							X	+		4
	+	+		+				+	+	+		7
	X	X	X		X				X			6
	X	X	X	+	+	+	+	X	X	X	+	12
												0
	IHE							IHE	IHE			3
	+	+	+	+				+	+	+	+	9
X	X	X	X	X	X	X	X	X	X	X	+	14
	IHE	+	IHE	IHE				+	IHE			6
+	+	+			+	+	+	+	+	+	+	11
	IHE							IHE	IHE			3
+	IHE	+	+	+	+	+	+	+	IHE	+	+	14
	X	X	X	X	X	X	X	X	X			9
	X	+	+					X	X	+		6
19	58	41	26	25	22	21	19	42	55	32	19	
18	45	34	23	21	21	19	17	35	44	28	17	



2012 Update on Postsecondary Data Sharing with K-12 and Labor

Responses to Question 6: Access to Labor Data Elements

Question 6: Access to Elements via Labor Data Sharing?			
	element selection in progress	employer ID number	# of employees (monthly)
Agency/Entity (states with more than one entity are shaded)			
Alabama Commission on Higher Education			
University of Alaska Statewide System			
Arizona Academic Program Articulation Steering Committee			
Arkansas Department of Higher Education		+	+
California Community Colleges			
California Postsecondary Education Commission (no longer exists)			
The California State University and Colleges		+	
University of California System			
Colorado Department of Higher Education			
Connecticut Board of Regents for Higher Education (formerly Department of Higher Education)	IP		
District of Columbia Office of the State Superintendent of Education-Higher Education Financial Services			
Florida Department of Education			
State University System of Florida Board of Governors			
Board of Regents of the University System of Georgia		X	
The University of Hawai'i System		+	+
Illinois Board of Higher Education	IP		
Indiana Commission for Higher Education		X	X
Kansas Board of Regents		IP	IP
Kentucky Council on Postsecondary Education			X
Louisiana Board of Regents			+
University of Maine System	IP		
Maryland Higher Education Commission			
Massachusetts Department of Higher Education			
Minnesota Office of Higher Education		+	+
Minnesota State Colleges and Universities		X	X
Mississippi Board of Trustees of State Institutions of Higher Learning		+	
Missouri Department of Higher Education		X	
Montana University System		X	X
Nevada System of Higher Education			
New Jersey Higher Education (formerly Commission on Higher Education)	IP		

Legend X = 2009-current + = Added since 2009 IP = In progress IHE = Institution of higher education - = Removed since 2009



2012 Update on Postsecondary Data Sharing with K-12 and Labor

employer county	wages earned	wage type code	hours worked	employment quarter code	employment year	date student applied for UI	date student received first UI check	other agencies providing services while student receives UI	North American Industry Classification System code	North American Industry Classification System title	Standard Occupational Classification code	Standard Occupational Classification title	other labor element	total
														0
	X				X						X	X		4
														0
+	+	+	+	+	+	+	+	+	+	+	+	+	+	16
	X													1
														0
+	+			+					+	+				6
+	+			+	+				+	+				6
	+			+	+				+	+				5
	IP			IP	IP				IP					4
														0
	X	X	X	X	X				X	X	X	X		9
	X	X	X	X	X				X	X	X	X		9
	X			X	X						X			5
+	+	+		+	+				+	+			IP	10
														0
X	X	X	X	X	X	X	X	X	+	+				13
IP	X			X	X	IP			X	IP			IP	10
X	X	X	X	+	+				X	X	X	X		11
+	+			+	+				+					6
														0
	X			X									IP	3
+	+			+	+				+					5
+	+		+	+	+				+	+				9
X	X		X	X	X				X	X				9
	+	+			+						+	+		6
X	X			X	X				X					6
X	X			X	X				X					7
X	X	X	X	X	X				+	+	X	X		10
														0

continues on the next page



2012 Update on Postsecondary Data Sharing with K-12 and Labor

Responses to Question 6: Access to Labor Data Elements (continued)

Question 6: Access to Elements via Labor Data Sharing?			
Agency/Entity (states with more than one entity are shaded)	element selection in progress	employer ID number	# of employees (monthly)
New Mexico Higher Education Department		X	
City University of New York			
New York State Education Department Office of Higher Education	IP		
The State University of New York			
North Carolina Community College System			
University of North Carolina (2009)			
North Dakota University System		+	
Ohio Board of Regents		X	
Oklahoma State Regents for Higher Education			
Oregon Department of Community Colleges and Workforce Development			
Oregon University System		+	
Pennsylvania Department of Education Office of Postsecondary and Higher Education			
Pennsylvania State System of Higher Education			
Rhode Island Board of Governors for Higher Education			
South Carolina Commission on Higher Education	IP		
South Dakota Board of Regents			
Tennessee Higher Education Commission			
Texas Higher Education Coordinating Board			
Utah System of Higher Education		X	
University of Vermont			
Vermont State Colleges			
State Council of Higher Education for Virginia		X	X
Washington Office of Financial Management		+	+
Washington State Board for Community & Technical Colleges		X	X
Washington Student Achievement Council (formerly Higher Education Coordinating Board)			
West Virginia Higher Education Policy Commission (2009)		X	
University of Wisconsin System			
University of Wyoming			
Wyoming Community College Commission			
total number	6	20	12
total states	6	18	10

Legend X = 2009-current + = Added since 2009 IP = In progress IHE = Institution of higher education - = Removed since 2009



2012 Update on Postsecondary Data Sharing with K-12 and Labor

employer county	wages earned	wage type code	hours worked	employment quarter code	employment year	date student applied for UI	date student received first UI check	other agencies providing services while student receives UI	North American Industry Classification System code	North American Industry Classification System title	Standard Occupational Classification code	Standard Occupational Classification title	other labor element	total
X	X	X	-	X					X	X	X	X		9
														0
														0
														0
	X			X	X	X	X	X	X					7
														0
	+			+	+				+	+				6
X	X			X	X				X	X				7
X	X			X	X				+					5
	X		X	X	X				X		X			6
+			+	+	+				+					6
														0
														0
	X	IP	IP	X	X				X	X				7
														0
	+								+	+				3
+	+		+	+	+	+	+		+	+				9
X	X			X	X				X	X				6
X	X			X	X				X	X				7
														0
														0
X	X	X		X	X				+					8
X	X	X	X	X	X	+	+	+	X	+	+	+	+	16
X	X	X	X	X	X				X	X	+	+	+	13
														0
	X			X	X									4
														0
														0
	+			+	+								+	4
24	39	13	14	36	35	6	5	4	33	23	12	10	7	
21	34	11	10	31	31	6	5	4	28	19	10	8	6	



2012 Update on Postsecondary Data Sharing with K-12 and Labor

Appendix D: History of Statewide Longitudinal Data Systems Awardees, FY2006-FY2012

State	FY06 Amount	FY07 Amount	FY09 Amount	PS* included	Labor included	FY09 ARRA Amount	PS included	Labor included	FY12 Amount	PS included	Labor included	Total per State
Alaska	\$3.5M								\$4.0M	✓	✓	\$7.5M
Arizona		\$6.0M							\$5.0M			\$11.0M
Arkansas	\$3.3M		\$5.0M			\$9.8M	✓					\$18.1M
California	\$3.3M		\$6.0M		✓							\$9.3M
Colorado		\$4.2M				\$17.4M	✓	✓				\$21.6M
Connecticut	\$1.5M		\$2.9M	✓	✓							\$4.4M
Delaware									\$4.6M			\$4.6M
District of Columbia		\$5.7M							\$4.0M	✓	✓	\$9.7M
Florida	\$1.6M		\$2.5M	✓	✓	\$10.0M	✓	✓				\$14.1M
Georgia			\$8.9M	✓								\$8.9M
Hawaii			\$3.5M						\$3.4M	✓	✓	\$6.9M
Idaho			\$5.9M	✓					\$3.1M		✓	\$9.0M
Illinois			\$9.0M	✓	✓	\$11.9M	✓	✓				\$20.9M
Indiana		\$5.2M							\$4.0M	✓	✓	\$9.2M
Iowa			\$8.8M	✓	✓				\$3.7M	✓	✓	\$12.5M
Kansas		\$3.8M	\$3.9M	✓		\$9.1M	✓	✓				\$16.8M
Kentucky	\$5.8M		\$2.9M	✓	✓				\$3.6M	✓	✓	\$12.3M
Louisiana			\$4.1M									\$4.1M
Maine		\$3.2M				\$7.3M	✓	✓				\$10.5M
Maryland	\$5.7M		\$6.0M	✓	✓				\$4.0M	✓	✓	\$15.7M
Massachusetts			\$6.0M	✓	✓	\$13.0M	✓					\$19.0M
Michigan	\$3.0M		\$5.5M	✓	✓	\$10.6M	✓	✓				\$19.1M
Minnesota	\$3.3M					\$12.4M	✓	✓				\$15.7M
Mississippi			\$3.4M	✓	✓	\$7.6M	✓	✓				\$11.0M
Missouri			\$9.0M	✓	✓							\$9.0M
Montana			\$5.8M						\$4.0M	✓		\$9.8M
Nebraska		\$3.5M							\$4.4M			\$7.9M
Nevada		\$6.0M							\$4.0M	✓	✓	\$10.0M
New Hampshire		\$3.1M							\$5.0M			\$8.1M
New Jersey									\$4.0M	✓	✓	\$4.0M
New York			\$7.8M	✓		\$19.7M	✓	✓				\$27.5M
North Carolina		\$6.0M							\$3.6M	✓	✓	\$9.6M
North Dakota			\$6.7M	✓	✓				\$3.9M	✓	✓	\$10.6M
Ohio	\$5.7M		\$2.9M	✓		\$5.1M	✓					\$13.7M
Oklahoma									\$5.0M			\$5.0M
Oregon		\$4.7M	\$3.7M	✓		\$10.5M	✓	✓				\$18.9M
Pennsylvania	\$4.0M		\$6.1M	✓		\$14.3M	✓	✓				\$24.4M
Puerto Rico									\$4.7M			\$4.7M
Rhode Island			\$4.7M	✓	✓				\$4.0M	✓	✓	\$8.7M
South Carolina	\$5.8M					\$14.9M	✓	✓				\$20.7M
South Dakota									\$3.0M			\$3.0M
Tennessee	\$3.2M											\$3.2M
Texas			\$7.9M	✓		\$18.2M	✓	✓				\$26.1M
Utah		\$4.6M				\$9.6M	✓	✓				\$14.2M
Vermont									\$4.9M			\$4.9M
Virgin Islands									\$2.6M			\$2.6M
Virginia		\$6.0M				\$17.5M	✓	✓				\$23.5M
Washington			\$5.9M	✓		\$17.3M	✓	✓				\$23.2M
West Virginia									\$4.8M			\$4.8M
Wisconsin	\$3.1M		\$5.6M			\$13.8	✓					\$22.5M
total	\$52.7M	\$62.2M	\$150.3M			\$250.0M			\$97.3M			\$612.5M

* PS = postsecondary | Dollar amounts do not add up due to rounding



Appendix E: Abbreviations Used for States with Multiple Agencies/Entities

State	Agency/Entity	Abbreviation
California	California Community Colleges	CCC
	California Postsecondary Education Commission	CPEC
	The California State University and Colleges	CSU
	University of California System	UCS
Florida	Florida Department of Education	DOE
	State University System of Florida Board of Governors	BOG
Minnesota	Minnesota Office of Higher Education	MOHE
	Minnesota State Colleges and Universities	MNSCU
New York	City University of New York	CUNY
	New York State Education Department Office of Higher Education	NYSED
	The State University of New York	SUNY
North Carolina	North Carolina Community College System	NCCCS
	University of North Carolina	UNC
Oregon	Oregon Department of Community Colleges and Workforce Development	ODCC
	Oregon University System	OUS
Pennsylvania	Pennsylvania Department of Education Office of Postsecondary and Higher Education	PDE
	Pennsylvania State System of Higher Education	PASSHE
Vermont	University of Vermont	UVM
	Vermont State Colleges	VSC
Washington	Washington Office of Financial Management	OFM
	Washington State Board for Community & Technical Colleges	SBCTC
	Washington Student Achievement Council	WSAC
Wyoming	University of Wyoming	UWYO
	Wyoming Community College Commission	WCCC



SHEEO

STATE HIGHER EDUCATION EXECUTIVE OFFICERS ASSOCIATION

3035 Center Green Drive, Suite 100

Boulder, CO 80301

(303) 541-1600

www.sheeo.org