

Alabama: FAFSA Completion Initiative

Jim Purcell, Executive Director
Alabama Commission on Higher Education

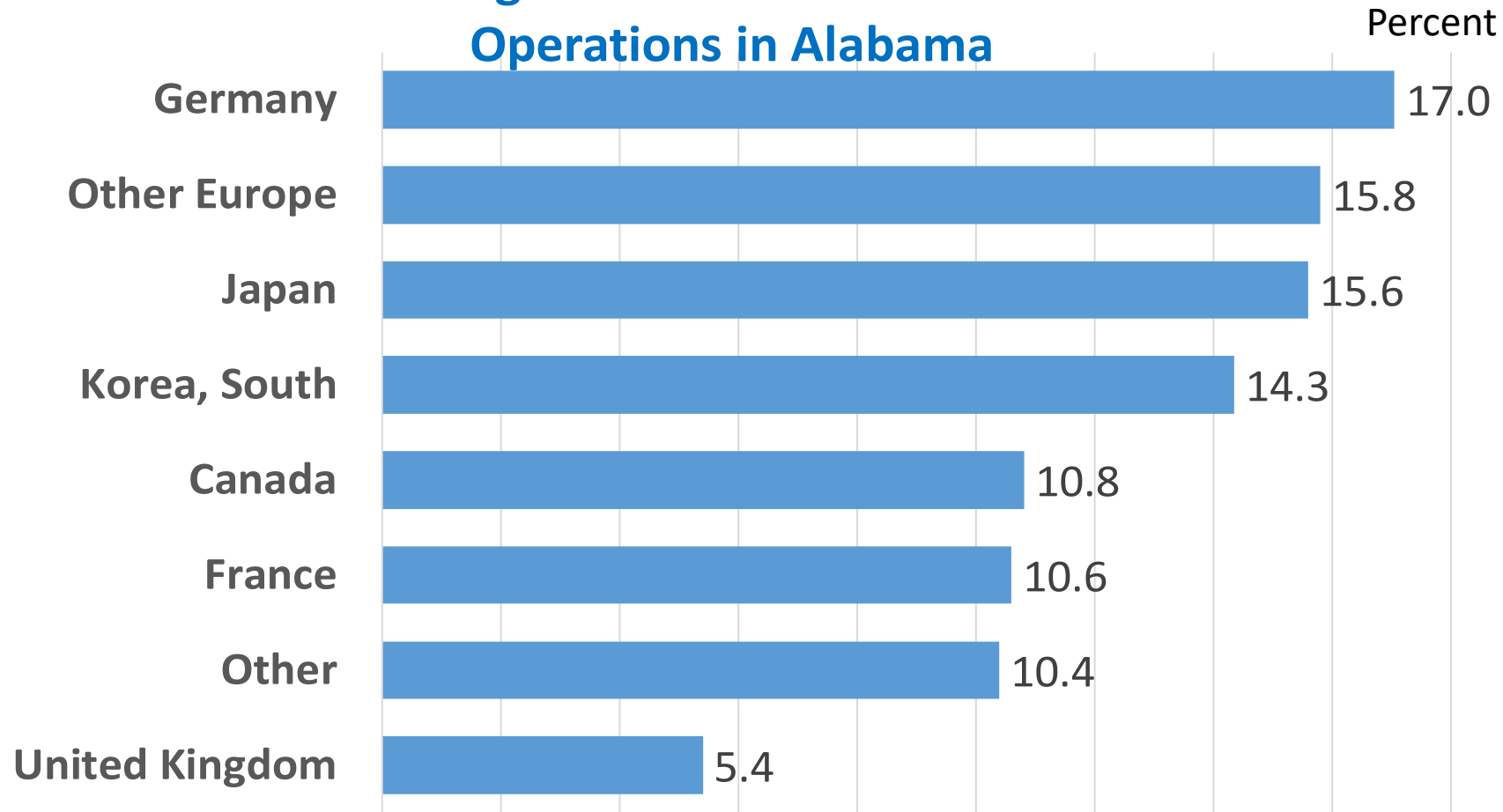
Stephanie Dolan, Director
Alabama Commission on Higher Education



Impact of International Investment in Alabama (481 Locations)

New Economic Realities

Countries of Origin of the 481 International Business Operations in Alabama



- Australia
- Austria
- Belgium
- Brazil
- Canada
- Canadian
- China
- Colombia
- Denmark
- Finland
- France
- Germany
- Greece
- India
- Ireland
- Israel
- Italy
- Japan
- Japan/France
- Korea, South
- Kuwait
- Luxembourg
- Mexico
- Netherlands
- New Zealand
- Norway
- Saudi Arabia
- Singapore
- Spain
- Sweden
- Switzerland
- Taiwan
- Thailand
- United Kingdom













Honda Manufacturing of Alabama, LLC



**Toyota Motor Manufacturing, Alabama
(TMMAL)**



FIRST ALERT

MAZDA TOYOTA MANUFACTURING PLANT

HUNTSVILLE

6:05 | 69°

WAFF 48


waff.com

CURRENTS MOULTON PARTLY CLOUDY 69°



Innovation that excites

Clear Choice For Space Command



US News voted Huntsville the best place to live in the United States in 2022-2023.

US News analyzed 150 large metropolitan areas in the U.S., paying attention to the quality of job markets, housing affordability, quality of life, desirability and net migration.



Strong Start, Strong Finish: An Education-to-Workforce Vision for Alabama



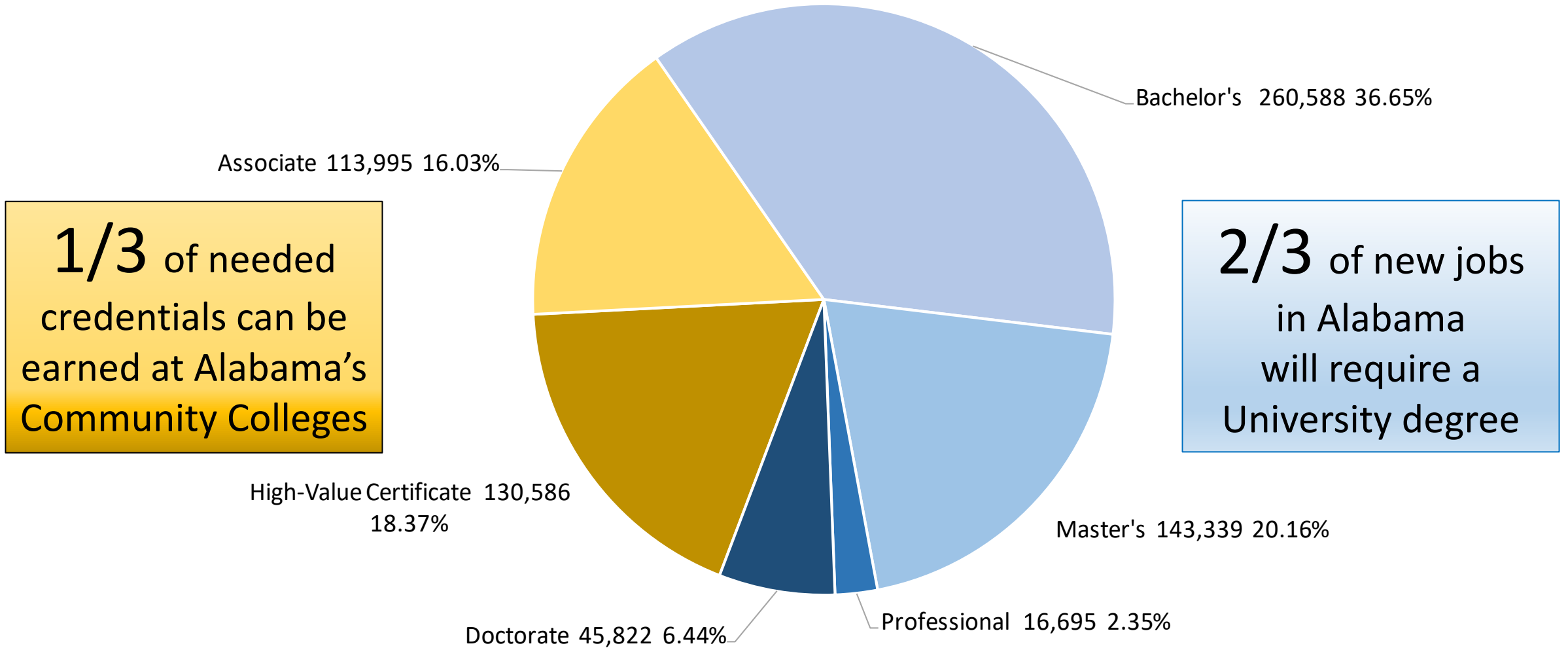
Strong Start, Strong Finish

Governor Kay Ivey



- Governor Ivey has established a strategic vision for aligning Alabama’s education and workforce programs from Pre-K to the workforce to provide for a seamless education-to-workforce continuum for all Alabamians.
- Governor Ivey has set a postsecondary education attainment goal of adding 500,000 credential holders to Alabama’s workforce by 2025.
- Governor Ivey has set a goal to increase Alabama’s labor force participation rate of 57.6% to the national average by 2025.

500,000 Credentials Needed by 2025



FAFSA Completion Initiative



All in Alabama





Why is completing the FAFSA important?

- A **gateway** to over **\$150 billion** in federal aid, and most state and institution aid.
- Alabama's Class of 2021 left roughly **\$67.8 million** in **unclaimed Pell Grant money** on the table (ranked 15th nationally).
- FAFSA completion strongly associated with positive outcomes:
 - 92% of seniors who completed FAFSA enrolled in college or university following graduation
 - Education linked to higher incomes, better health, more civic engagement



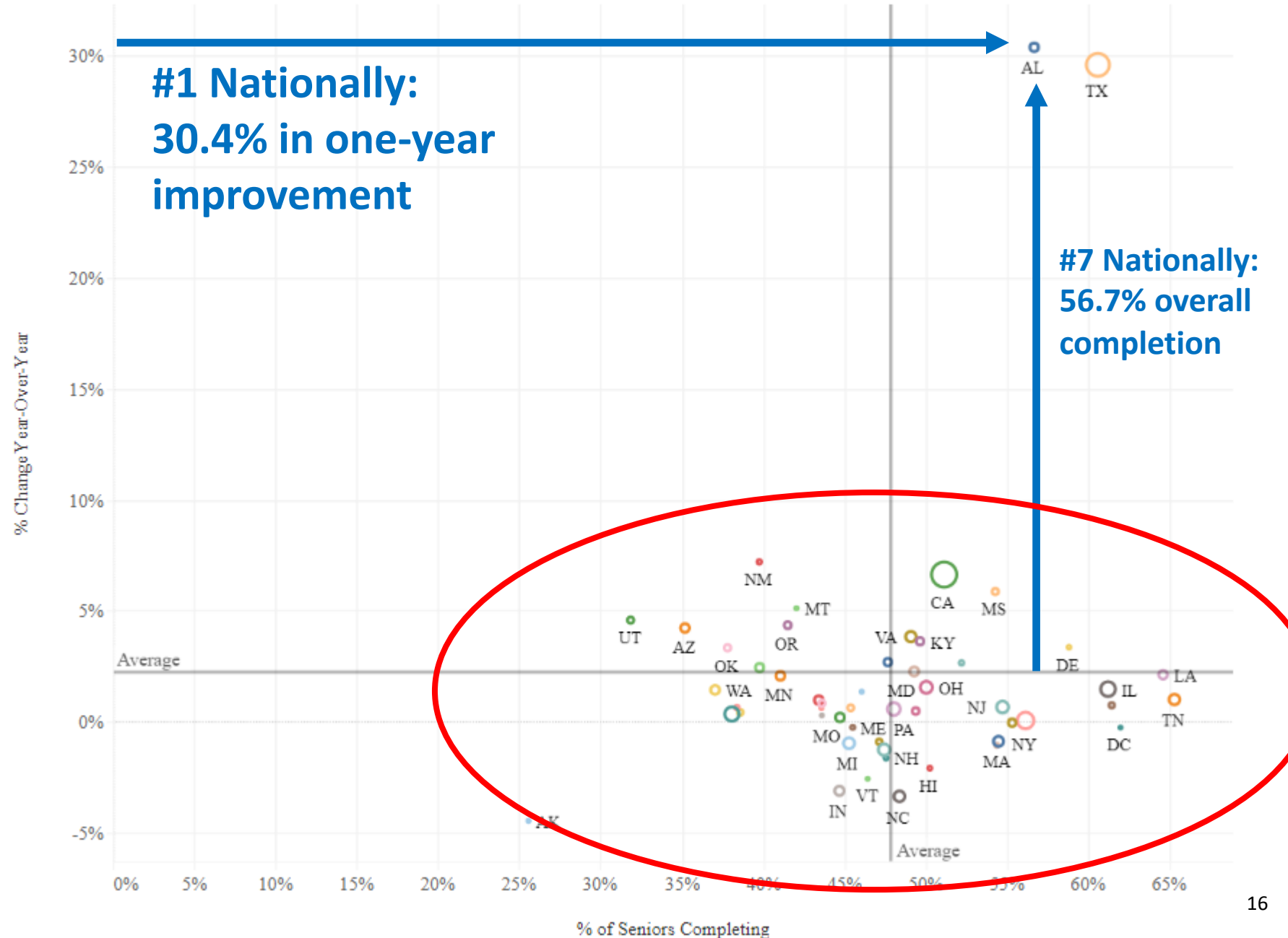
05/27/2022

FAFSA Completion State Rankings:

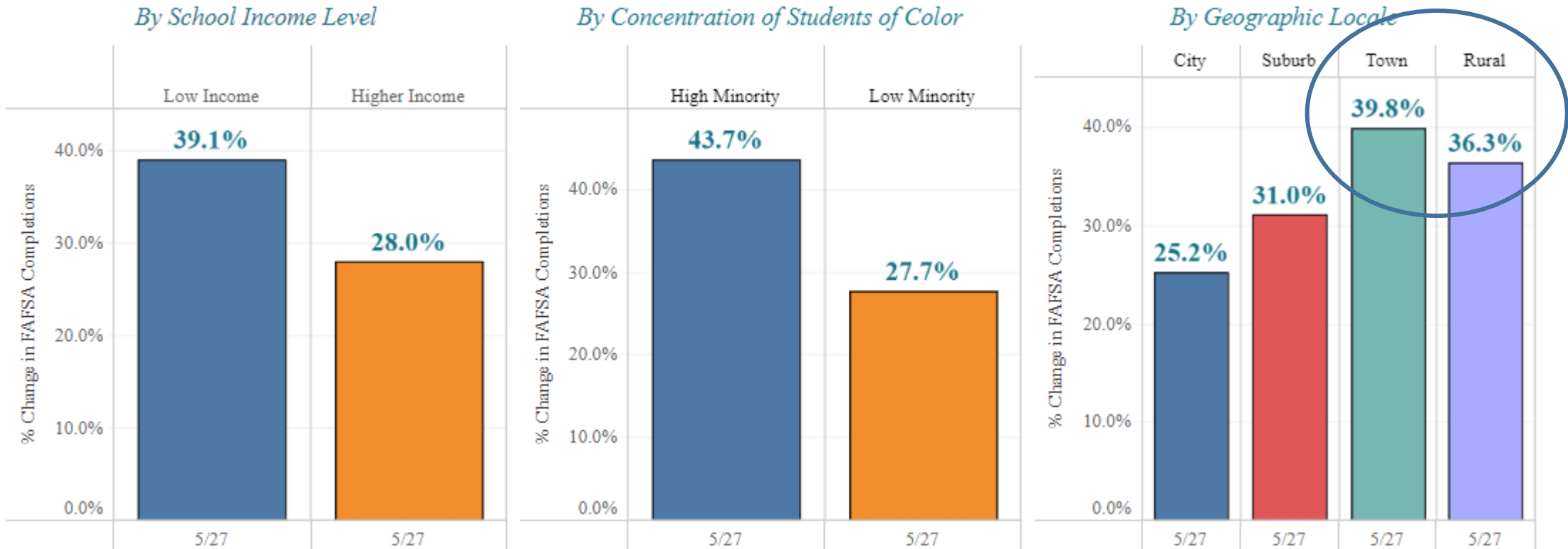
1st nationally in one-year improvement (30.4% increase)

7th nationally in overall completion (56.7% completion)

HS Class of 2022 FAFSA Completion Through 5/27, By State, % Change in FAFSA Completions by % of Seniors Completing (Size Weight: # of FAFSAs Completed)



Percentage Change in FAFSA Completion Year-Over-Year By Selected Characteristics Through 5/27 in Alabama



US Average	9.7%	2.3%	9.6%	1.4%	7.2%	3.5%	3.7%	4.4%
US Rank	1st	1st	1st	1st	2nd	1st	1st	1st

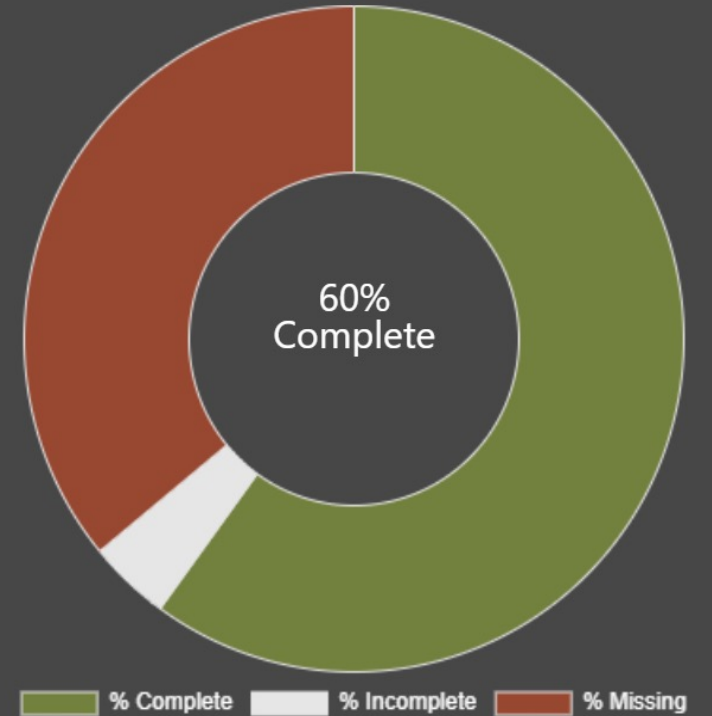
Accessibility. Affordability. Coordination.



Students
& Families

Educators

2022 - 2023 Completion



Data
& Graphs

Cohort
48,703

Submitted
64%
Total: 31,160

Complete
60%
Total: 29,017

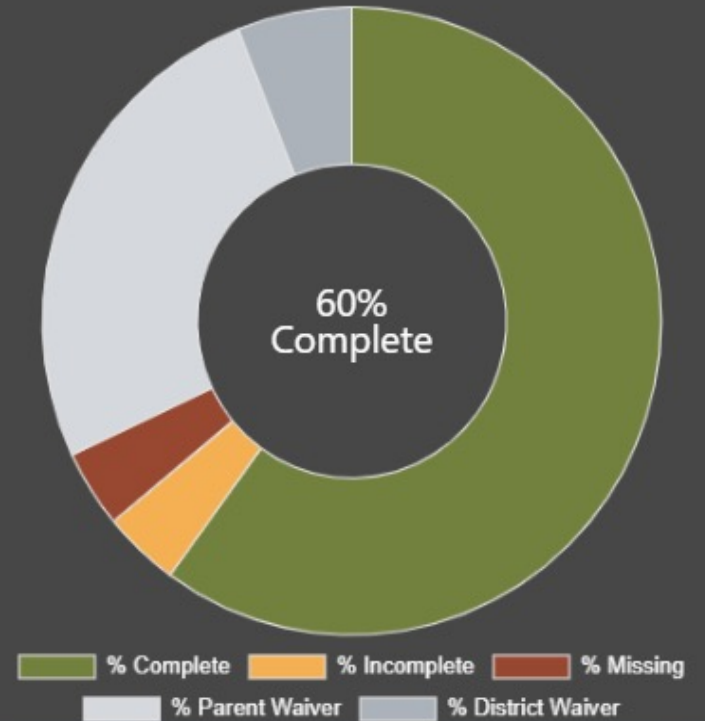
Incomplete
4%
Total: 2,143

Missing
36%
Total: 17,543



Students
& Families

Educators



Data
& Graphs

Cohorts
48,684

Complete
60%
Total: 29,246

Incomplete
2%
Total: 885

Parent Waiver
26%
Total: 12,593

District Waiver
6%
Total: 2,923

Missing
6%
Total: 3,037

Resources for Career Coaches and Counselors

- Lists of seniors by high school:
 - Those that completed FAFSA application or had Errors
 - No Application
- Comparison reports by school and districts
- Professional development for counselors and career Coaches
- Local and statewide strategies
 - Ask regional universities and community colleges to help in the process. (they do not have access to student data)
 - Communication for K-12 Superintendent to districts
 - Direct communications to students from the Commission on Higher Education



Lists of seniors for school district staff to work from:

No Match List

District Name	School Name	Last Name	First Name	Middle
Autauga County	Marbury High School	*****	*****	*
Autauga County	Marbury High School	*****	*****	*
Autauga County	Marbury High School	*****	*****	*
Autauga County	Marbury High School	*****	*****	*
Autauga County	Marbury High School	*****	*****	*
Autauga County	Marbury High School	*****	*****	*
Autauga County	Marbury High School	*****	*****	*
Autauga County	Marbury High School	*****	*****	*
Autauga County	Marbury High School	*****	*****	*
Autauga County	Marbury High School	*****	*****	*
Autauga County	Marbury High School	*****	*****	*
Autauga County	Marbury High School	*****	*****	*
Autauga County	Marbury High School	*****	*****	*
Autauga County	Marbury High School	*****	*****	*
Autauga County	Marbury High School	*****	*****	*
Autauga County	Marbury High School	*****	*****	*
Autauga County	Marbury High School	*****	*****	*
Autauga County	Marbury High School	*****	*****	*
Autauga County	Marbury High School	*****	*****	*
Autauga County	Marbury High School	*****	*****	*
Autauga County	Marbury High School	*****	*****	*
Autauga County	Marbury High School	*****	*****	*
Autauga County	Marbury High School	*****	*****	*
Autauga County	Marbury High School	*****	*****	*
Autauga County	Marbury High School	*****	*****	*
Autauga County	Marbury High School	*****	*****	*
Autauga County	Marbury High School	*****	*****	*
Autauga County	Marbury High School	*****	*****	*
Autauga County	Marbury High School	*****	*****	*
Autauga County	Marbury High School	*****	*****	*
Autauga County	Marbury High School	*****	*****	*
Autauga County	Marbury High School	*****	*****	*
Autauga County	Marbury High School	*****	*****	*
Autauga County	Marbury High School	*****	*****	*
Autauga County	Marbury High School	*****	*****	*
Autauga County	Marbury High School	*****	*****	*
Autauga County	Marbury High School	*****	*****	*
Autauga County	Marbury High School	*****	*****	*
Autauga County	Marbury High School	*****	*****	*
Autauga County	Marbury High School	*****	*****	*

Match with Status

District Name	School Name	Last Name	First Name	Middle	Completed FAFSA	FAFSA Detail	Date App Submitted	Selected for Verification
Autauga County	Marbury High School	*****	*****	*	Complete	Complete FAFSA Application	10/20/2021	N
Autauga County	Marbury High School	*****	*****	*	Complete	Complete FAFSA Application	6/1/2022	N
Autauga County	Marbury High School	*****	*****	*	Not Complete	Incomplete FAFSA Application	2/8/2022	N
Autauga County	Marbury High School	*****	*****	*	Complete	Complete FAFSA Application	11/9/2021	N
Autauga County	Marbury High School	*****	*****	*	Complete	Complete FAFSA Application	2/23/2022	N
Autauga County	Marbury High School	*****	*****	*	Complete	Complete FAFSA Application	5/5/2022	N
Autauga County	Marbury High School	*****	*****	*	Complete	Complete FAFSA Application	4/17/2022	N
Autauga County	Marbury High School	*****	*****	*	No Parent Signature	Missing parent signature on FAFSA or SAR (Reject Code 15)	5/23/2022	N
Autauga County	Marbury High School	*****	*****	*	Complete	Complete FAFSA Application	11/29/2021	N
Autauga County	Marbury High School	*****	*****	*	Complete	Complete FAFSA Application	10/6/2021	N
Autauga County	Marbury High School	*****	*****	*	Complete	Complete FAFSA Application	10/20/2021	N
Autauga County	Marbury High School	*****	*****	*	Not Complete	Incomplete FAFSA Application	3/16/2022	N
Autauga County	Marbury High School	*****	*****	*	Complete	Complete FAFSA Application	11/11/2021	N
Autauga County	Marbury High School	*****	*****	*	Complete	Complete FAFSA Application	12/4/2021	N
Autauga County	Marbury High School	*****	*****	*	No Student Signature (Web)	Missing student signature on Web application (Reject Code 16)	5/23/2022	N
Autauga County	Marbury High School	*****	*****	*	No Student Signature (Web)	Missing student signature on Web application (Reject Code 16)	5/23/2022	N
Autauga County	Marbury High School	*****	*****	*	Complete	Complete FAFSA Application	11/5/2021	N
Autauga County	Marbury High School	*****	*****	*	Complete	Complete FAFSA Application	11/9/2021	N
Autauga County	Marbury High School	*****	*****	*	Complete	Complete FAFSA Application	10/2/2021	N
Autauga County	Marbury High School	*****	*****	*	Complete	Complete FAFSA Application	4/5/2022	Y
Autauga County	Marbury High School	*****	*****	*	Complete	Complete FAFSA Application	5/6/2022	N
Autauga County	Marbury High School	*****	*****	*	Complete	Complete FAFSA Application	1/12/2022	N

District Top 10 Achievers

Public Facing Information

Modify your results

Academic Year:

2022-2023

Achievements:

Diamond
95%+

Gold
85% - 94%

Silver
75% - 84%

Bronze
50% - 74%

State Average:



Rank	District Name	Students	Completion Progress
1	Holy Family Cristo Rey	48	100%
2	Opp City	81	95% 2%
3	Marengo County	73	95% 1
4	Alabama School of Fine Arts	55	93%
5	Guntersville City	123	93% 2%
6	Arab City	175	91% 1
7	Choctaw County	73	90% 3%
8	Elba City	44	89% 2%
9	Sylacauga City	156	88% 3%
10	Daleville City	73	88% 3%

School Top 10 Achievers

Modify your results

Student Count:

All School Sizes



Academic Year:

2022-2023



Achievements:



Diamond

95%+



Gold

85% - 94%



Silver

75% - 84%



Bronze

50% - 74%

State Average:

60%

Rank School Name

Students

Completion Progress

1 Holy Family Cristo Rey 3000000

48

100%

2 Georgiana School 70085

25

100%

3 Loveless Academic Magnet Program 510387

98

99%

4 Geneva County 310020

54

98%

5 Sulligent School 380060

42

98%

6 Ramsay 1140720

199

97%

7 Opp 1800010

81

95%

2%

8 Sweet Water 460090

39

95%

9 Marengo 460060

18

94%

6%

10 Amelia L. Johnson 460010

16

94%

School Top 10 Achievers

School Enrollment (sports competition levels)















Modify your results

Student Count:

3A (210 - 285) ▼

Academic Year:

2022-2023 ▼

Achievements:				State Average:
 Diamond 95%+	 Gold 85% - 94%	 Silver 75% - 84%	 Bronze 50% - 74%	60%
Rank	School Name	Students	Completion Progress	
1 	Hartselle 1560040	251	87%	2%
2 	Saraland 1870635	257	83%	5%
3 	Pell City 1830100	238	82%	2%
4 	Huffman -Magnet 1140390	269	76%	5%
5 	Hillcrest 630100	282	71%	5%
6 	Shades Valley 370795	249	69%	5%
7 	Fort Payne 1430020	257	68%	2%
8 	Spanish Fort 20145	264	67%	2%
9 	Cullman 1250020	246	65%	4%
10 	Decatur 1270030	221	64%	4%

Schools within District

District Name:








School Name:

2022-2023 Summary Data

Review your results






Achievements:				 Diamond 95%+	 Gold 85% - 94%	 Silver 75% - 84%	 Bronze 50% - 74%	State Average:
<u>District Name</u>	<u>School Name</u>	<u>Students</u>	<u>Completion Progress</u>					
Autauga County	Autaugaville School	*	47% 6%					
 Autauga County	Billingsley High School	43	72% 7%					
Autauga County	Louise M Smith Development Center	*	0%					
 Autauga County	Marbury High School	122	63% 3%					
 Autauga County	Prattville High School	399	52% 2%					

03/07/22

FAFSA Completion State Rankings:

21st nationally in overall completion (38.3% completion)

2nd nationally in 1-year improvement (14.4% increase)

1	2	3	4	5
TN	DC	IL	TX	KY
55.2%	51.9%	50.3%	47.7%	41.0%

1	2	3	4	5
TX	AL	MS	WV	UT
23.9%	14.4%	8.4%	5.1%	5.0%

	Current Rank	% of Seniors Completing
Tennessee	1	55.2%
Washington, D.C.	2	51.9%
Illinois	3	50.3%
Texas	4	47.7%
Connecticut	5	47.2%
Massachusetts	6	45.3%
Delaware	7	44.7%
New York	8	44.7%
New Jersey	9	44.4%
Louisiana	10	44.0%
Rhode Island	11	43.2%
Ohio	12	41.4%
Hawaii	13	41.3%
Iowa	14	41.1%
Kentucky	15	41.0%
Vermont	16	40.9%
Maryland	17	39.7%
Nebraska	18	39.4%
Virginia	19	39.3%
New Hampshire	20	39.2%
Alabama	21	38.3%
North Carolina	22	37.8%
Pennsylvania	23	37.8%
Mississippi	24	37.6%
Missouri	25	37.0%
Maine	26	36.8%
West Virginia	27	36.6%

	Current Rank	% Change
Texas	1	23.9%
Alabama	2	14.4%
Mississippi	3	8.4%
West Virginia	4	5.1%
Utah	5	5.0%
New Mexico	6	4.3%
Louisiana	7	4.1%
Oklahoma	8	4.0%
Tennessee	9	3.8%
Montana	10	3.8%
Virginia	11	2.6%
Wyoming	12	2.2%
Kentucky	13	2.1%
Kansas	14	1.9%
Arizona	15	1.1%
Iowa	16	0.6%
Wisconsin	17	0.5%
Oregon	18	0.5%
Illinois	19	0.4%
Ohio	20	0.2%
Colorado	21	0.1%
Minnesota	22	-0.1%
Idaho	23	-0.1%
Nebraska	24	-0.2%
Delaware	25	-0.5%
Maryland	26	-0.5%
South Dakota	27	-0.7%

05/27/2022

FAFSA Completion State Rankings:

7th nationally in overall completion (56.7% completion)

1st nationally in 1-year improvement (30.4% increase)

1	2	3	4	5
TN	LA	DC	IL	TX
65.3%	64.6%	62.0%	61.2%	60.6%

1	2	3	4	5
AL	TX	NM	CA	MS
30.4%	29.6%	7.2%	6.6%	5.9%

	Current Rank	% of Seniors Completing
Tennessee	1	65.3%
Louisiana	2	64.6%
Washington, D.C.	3	62.0%
Illinois	4	61.2%
Texas	5	60.6%
Delaware	6	58.8%
Alabama	7	56.7%
New York	8	56.2%
Connecticut	9	55.3%
New Jersey	10	54.7%
Massachusetts	11	54.5%
Rhode Island	12	54.4%
Mississippi	13	54.3%
West Virginia	14	52.2%
California	15	51.1%
Hawaii	16	50.3%
Ohio	17	50.0%
Kentucky	18	49.7%
Iowa	19	49.4%
Maryland	20	49.3%
Virginia	21	49.1%
North Carolina	22	48.4%
Pennsylvania	23	48.0%
South Carolina	24	47.7%
New Hampshire	25	47.6%

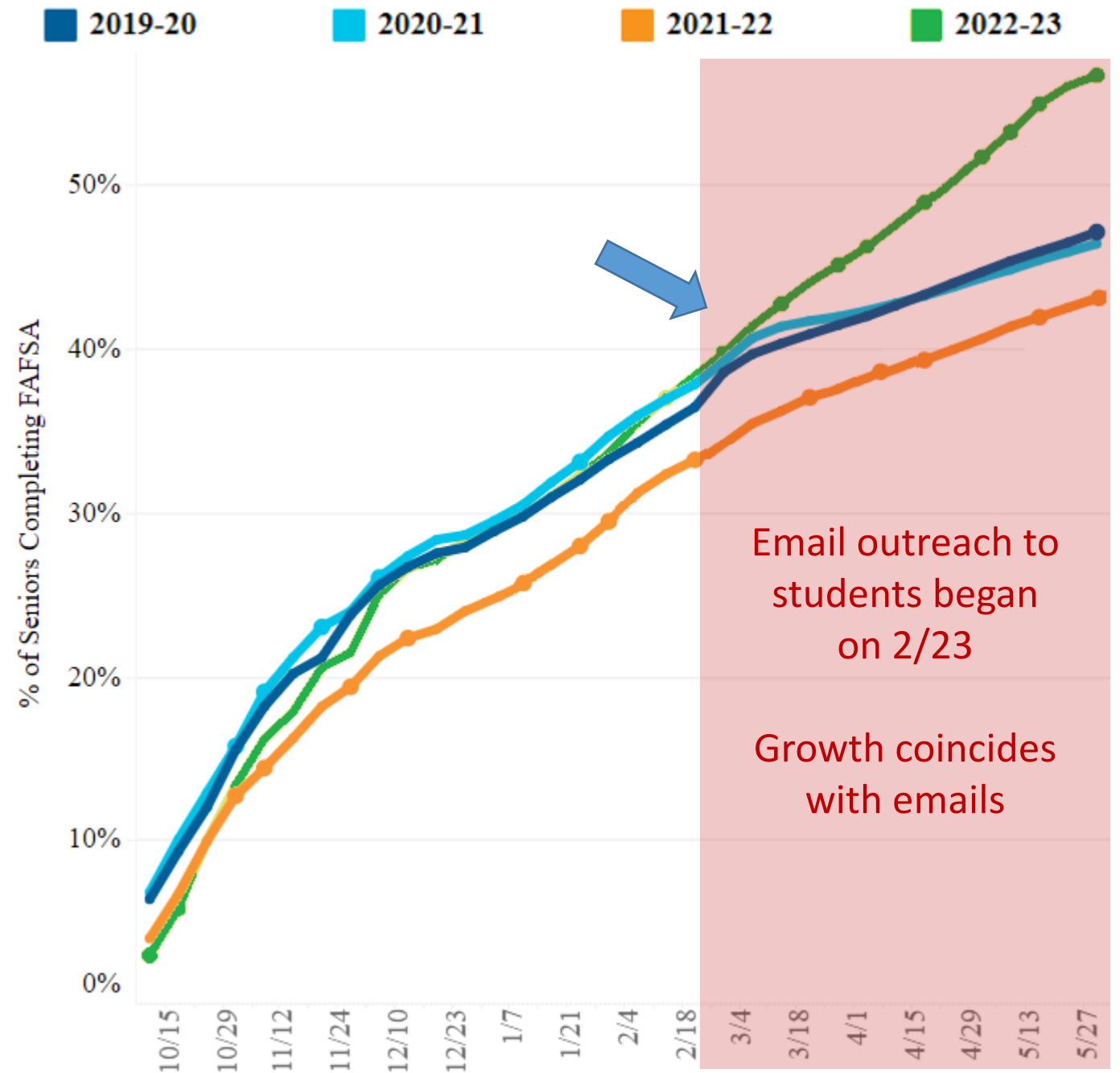
	Current Rank	% Change
Alabama	1	30.4%
Texas	2	29.6%
New Mexico	3	7.2%
California	4	6.6%
Mississippi	5	5.9%
Montana	6	5.1%
Utah	7	4.6%
Oregon	8	4.3%
Arizona	9	4.2%
Virginia	10	3.8%
Kentucky	11	3.6%
Delaware	12	3.3%
Oklahoma	13	3.3%
South Carolina	14	2.7%
West Virginia	15	2.6%
Colorado	16	2.4%
Maryland	17	2.3%
Louisiana	18	2.1%
Minnesota	19	2.1%
Ohio	20	1.5%
Illinois	21	1.5%
Washington	22	1.4%
South Dakota	23	1.3%
Tennessee	24	1.0%
Wisconsin	25	1.0%

Direct Communications from the Commission on Higher Education

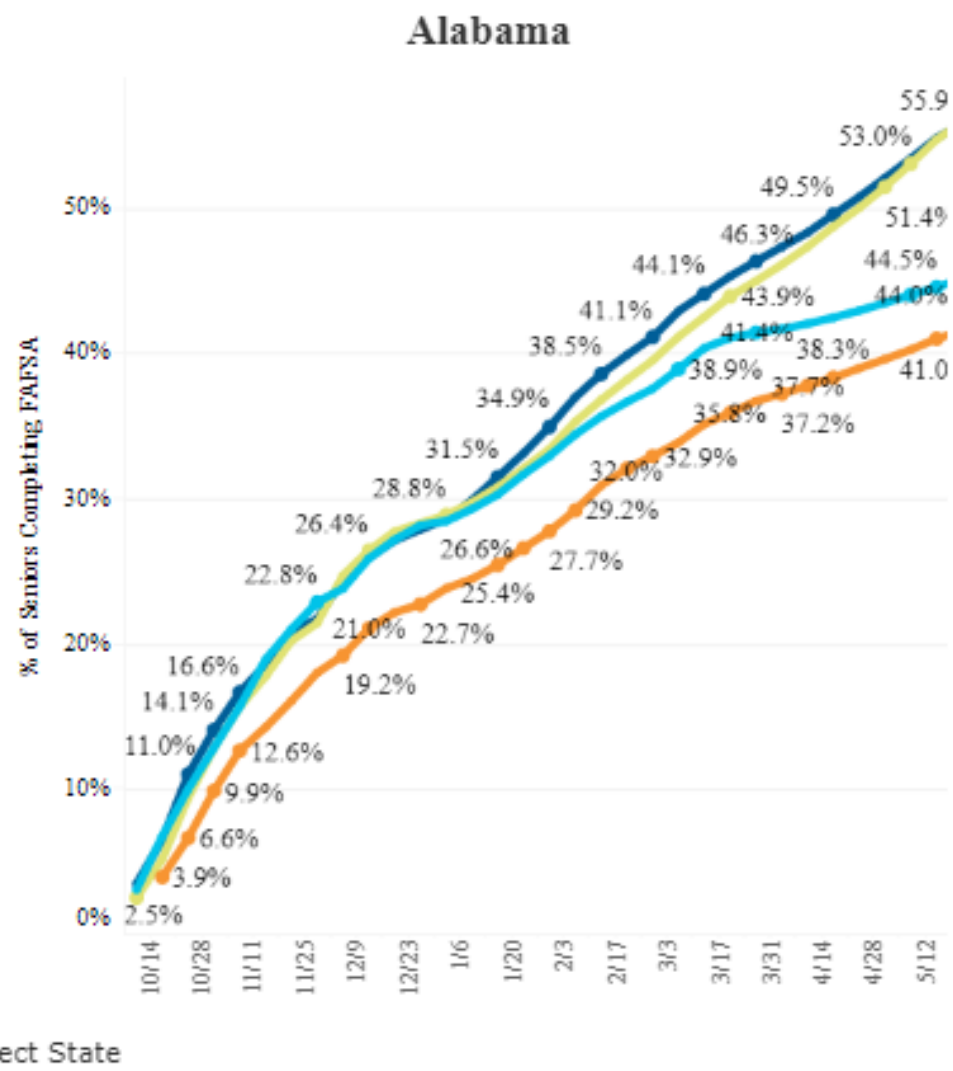
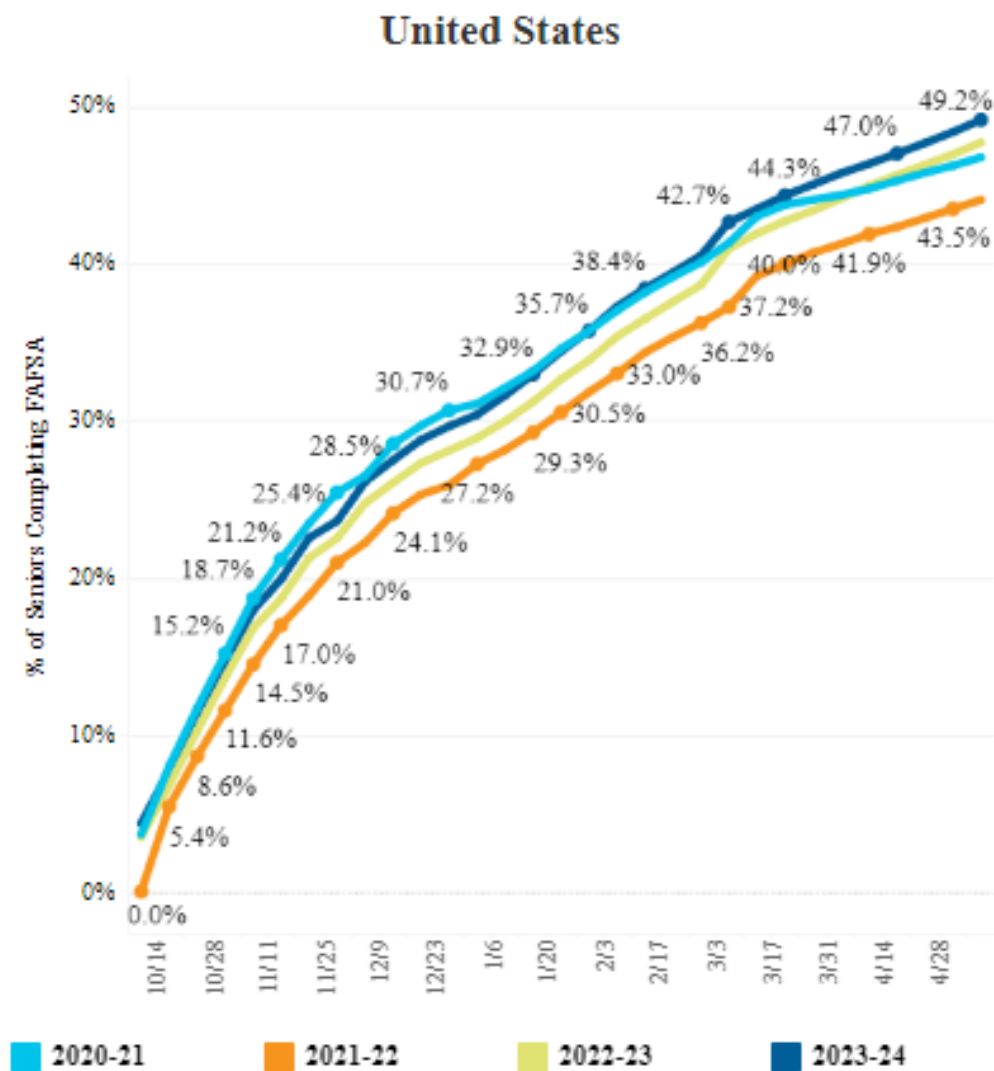
Alabama

FAFSA Completion Four-Year Trend:

2022-23: 54.9%
2021-22: 41.9%
2020-21: 45.4%
2019-20: 45.9%



Estimated Percent of Seniors Completing a FAFSA



Select State

Alabama

From: FAFSA Completions <FAFSA_Completions@ache.edu>
Date: Wed, Feb 23, 2022 at 1:54 PM
Subject: REMINDER: Your 2022-23 FAFSA Application Needs Attention!

Has not applied (HS Email)

From: FAFSA Completions <FAFSA_Completions@ache.edu>
Sent: Monday, March 7, 2022 6:12 PM
Subject: CONGRATULATIONS! Your 2022-23 FAFSA is Complete!

Completed- no errors (FAFSA Email)

From: FAFSA Completions <FAFSA_Completions@ache.edu>
Sent: Monday, March 7, 2022 6:09 PM
Subject: CONGRATULATIONS! Your 2022-23 FAFSA is Complete! - Birmingham

Special Situation

From: FAFSA Completions <FAFSA_Completions@ache.edu>
Sent: Wednesday, March 23, 2022 5:54 PM
Subject: REMINDER: Your FAFSA 2022-23 is Incomplete!

Errors

Dear Kaleigh,

As you may know, the Alabama Commission on Higher Education (ACHE) FAFSA Completion Portal is a state-wide non-profit, is also a good source for financial aid information (<https://alabamapossible.org>)

At this time, financial aid records indicate you have submitted a 2023 FAFSA, but your application is incomplete due to the following item(s):

You can apply for your 2023 FAFSA. As you begin your higher education, the Alabama Commission on Higher Education (ACHE) FAFSA Completion Portal is designed to assist high school families.

On behalf of ACHE and in the next steps, make continuing to complete your FAFSA an important step toward a successful college experience.

If you have obtained a Birmingham Promise scholarship, please contact your school counselor for more information.

Sincerely,

Ronald "Ron" Leonard
Director of Special Initiatives at ACHE

Alabama

P.O. Box
P: (334)

Dear Louis,

Congratulations! According to Federal Student Aid (FAFSA), and your school graduation. Please note at this time your graduation requirement; however, request additional information from your school counselor.

Please watch closely for any additional information you identified in your FAFSA application. The college of your choice can help you with the application process.

Now that you have received confirmation of your FAFSA, please seek other financial aid support from your school counselor while considering attending. Most scholarship applications are processed during the application process, including scholarship applications.

Information about state financial aid can be found at <https://ache.edu/PFC/mobile/index.html> source for financial aid information (<https://alabamapossible.org>)

Best of luck to you in your senior year! It is an important step!

Sincerely,

Ronald "Ron" Leonard
Director of Special Initiatives at ACHE

Alabama Commission on Higher Education

P.O. Box 302000
P: (334)

Dear Christopher,

Congratulations! According to Federal Student Aid (FAFSA), and your school graduation. Please note at this time your graduation requirement; however, request additional information from your school counselor.

Please watch closely for any additional information you identified in your FAFSA application. The college of your choice can help you with the application process.

Now that you have received confirmation of your FAFSA, please seek other financial aid support from your school counselor while considering attending. Most scholarship applications are processed during the application process, including scholarship applications.

Information about state financial aid can be found at <https://ache.edu/PFC/mobile/index.html> source for financial aid information (<https://alabamapossible.org>)

Our records indicate that you are attending Birmingham Promise scholarship. Please contact your school counselor for more information at <https://birminghampromise.org/scholarship> application process.

Best of luck to you in your senior year! It is an important step!

Sincerely,

Ronald "Ron" Leonard
Director of Special Initiatives at ACHE



Alabama Commission on Higher Education

Office of Special Initiatives

P.O. Box 302000, Montgomery, AL 36130-2000
P: (334) 242-1998 | W: www.ache.edu

Dear Kelliana,

As you may know, the Alabama State Board of Education has made completing a Free Application for Federal Student Aid (FAFSA) a high school graduation requirement with the goal of helping students get the financial assistance needed to continue their education.

At this time, financial aid records indicate you have submitted a 2023 FAFSA, but your application is incomplete due to the following item(s):

- 150 - Provide asset information for you and your parent(s). Review Items 40 through 42 and Items 88 through 90 and make the necessary corrections.
- 168 - Provide answers for your parents' marital status and number of family members in Items 58 and 72.
- 108 - Your parent did not sign your FAFSA or the Student Aid Report corrections you submitted. If your parent is not able to sign, see your school's financial aid office or High School Counselor.
- 129 - Provide your parent(s)' income information in Items 84 through 87 and 92a through 92h.
- 049 - Report a valid Social Security Number (SSN), name, and date of birth for your father or mother. If your parent does not have an SSN, correct Item 60 and/or Item 64 to all zeroes.

Your FAFSA graduation requirement will be met once you correct the highlighted errors on this form, resubmit your application, and receive notification your FAFSA application is complete. If you need assistance, please reach out to your school counselor and/or career coach. In addition, Alabama Commission on Higher Education (ACHE) is a state-wide non-profit, is also a good source for financial aid information (<https://alabamapossible.org/programs/alabamagoestocollege/>)

As you work to complete your FAFSA application and consider your educational future, please know that a network of programs and services are supporting you. The Alabama Commission on Higher Education (ACHE) is a part of this network and provides a FAFSA Completion Portal (<https://fafsa.ache.edu>), which includes resources for students and families. For example, the portal includes information on colleges and universities across Alabama, as well as a list of state-supported financial aid programs.

At this time, financial aid records indicate **you have submitted a 2023 FAFSA, but your application is incomplete due to the following item(s):**

- 150 – Provide asset information for you and your parent(s). Review Items 40 through 42 and Items 88 through 90 and make the necessary corrections.
- 168 – Provide answers for your parents' marital status and number of family members in Items 58 and 72.
- 108 – Your parent did not sign your FAFSA or the Student Aid Report corrections you submitted. If your parent is not able to sign, see your school's financial aid office or high school counselor.
- 129 – Provide your parent(s)' income information in Items 84 through 87 and 92a through 92h.
- 049 – Report a valid Social Security Number (SSN), name, and date of birth for your father or mother. If your parent does not have an SSN, correct Item 60 and/or Item 64 to all zeroes.

FAFSA Completions by School District

2021-22

2022-23

Select Counties:

Barbour

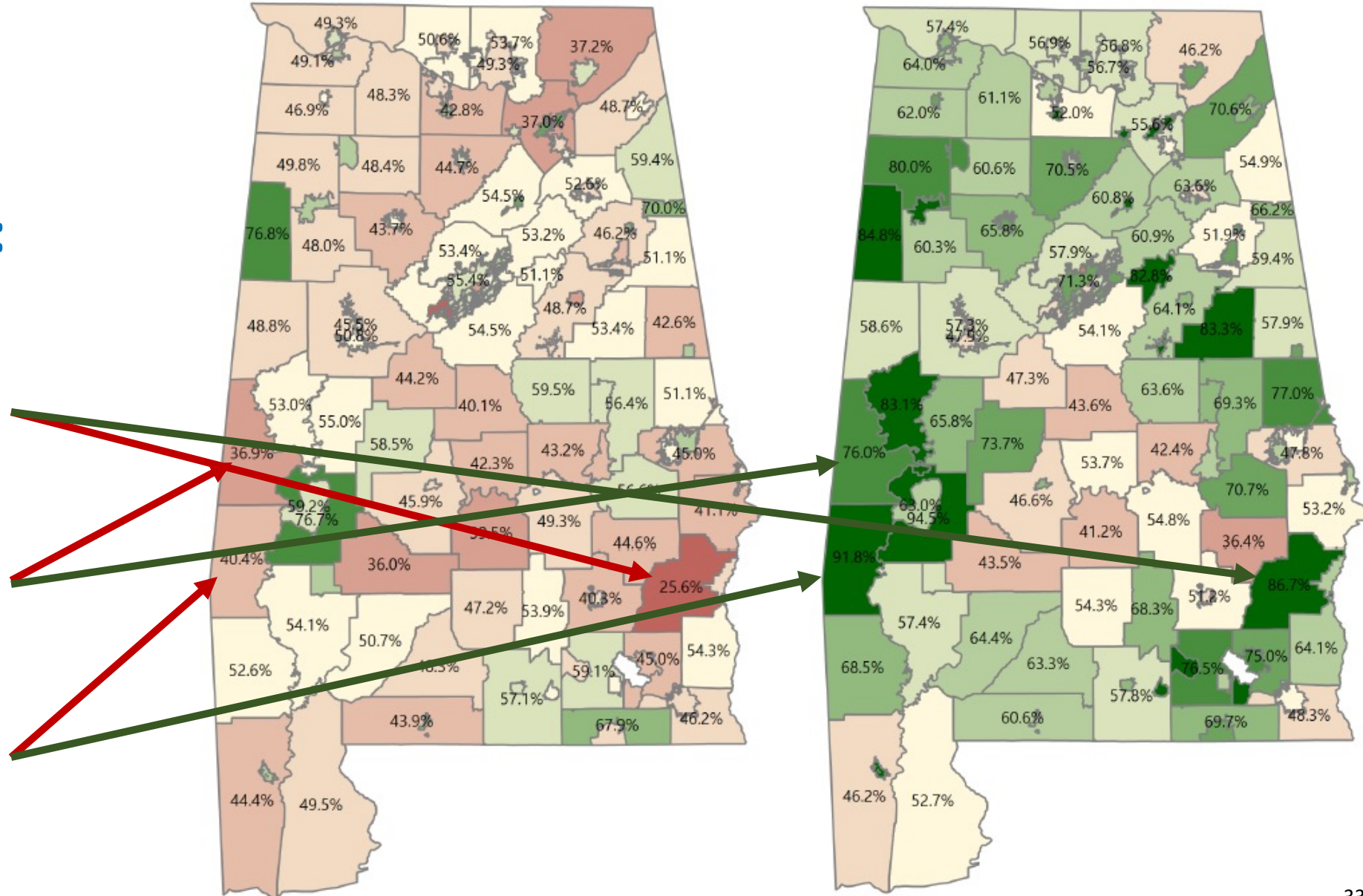
25.6% to **86.7%**

Sumter

36.9% to **76.0%**

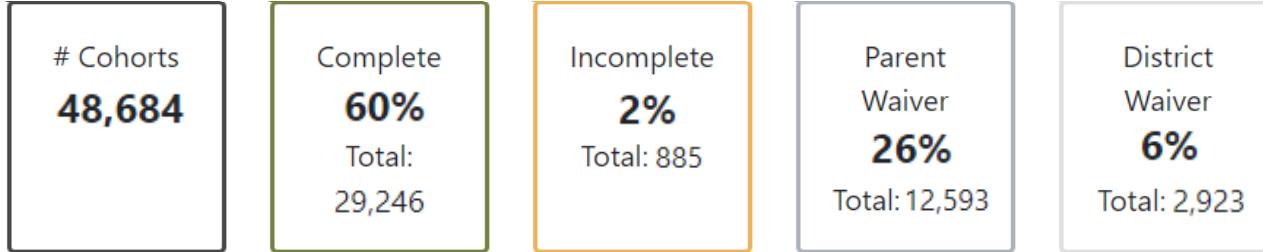
Choctaw

40.4% to **91.8%**

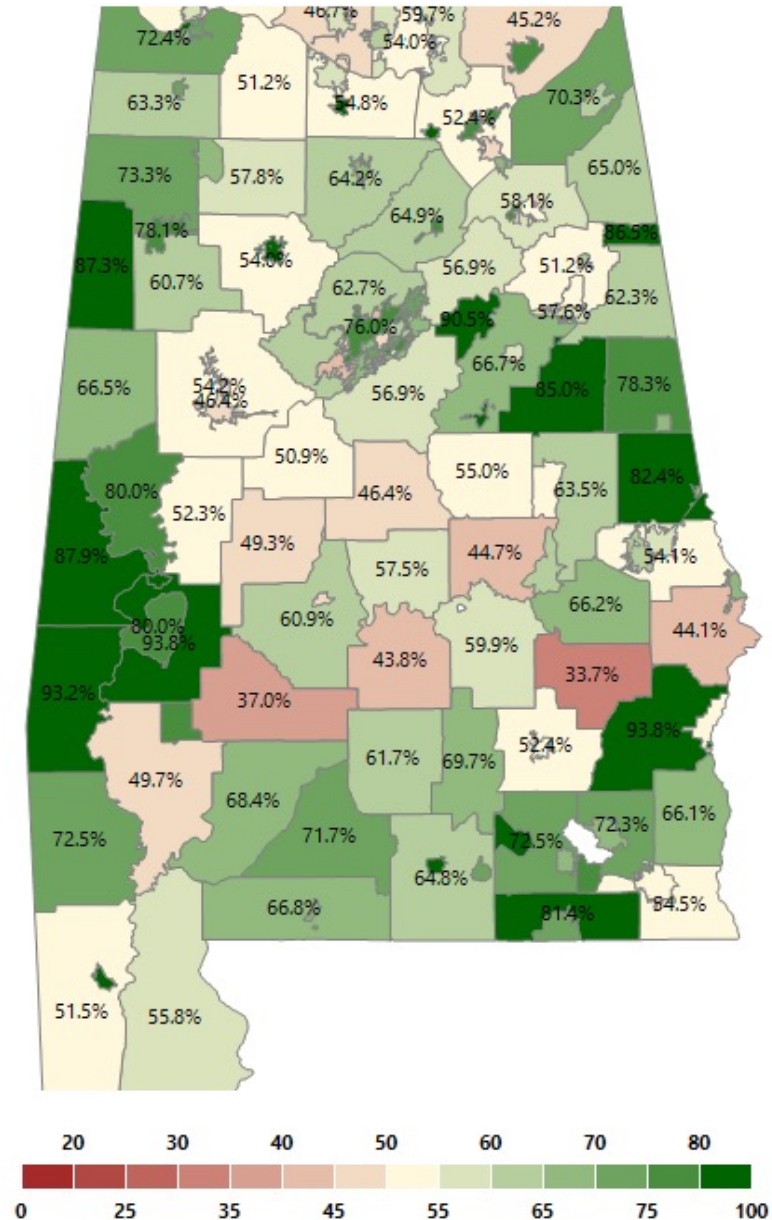


FAFSA's 3-Year Progression

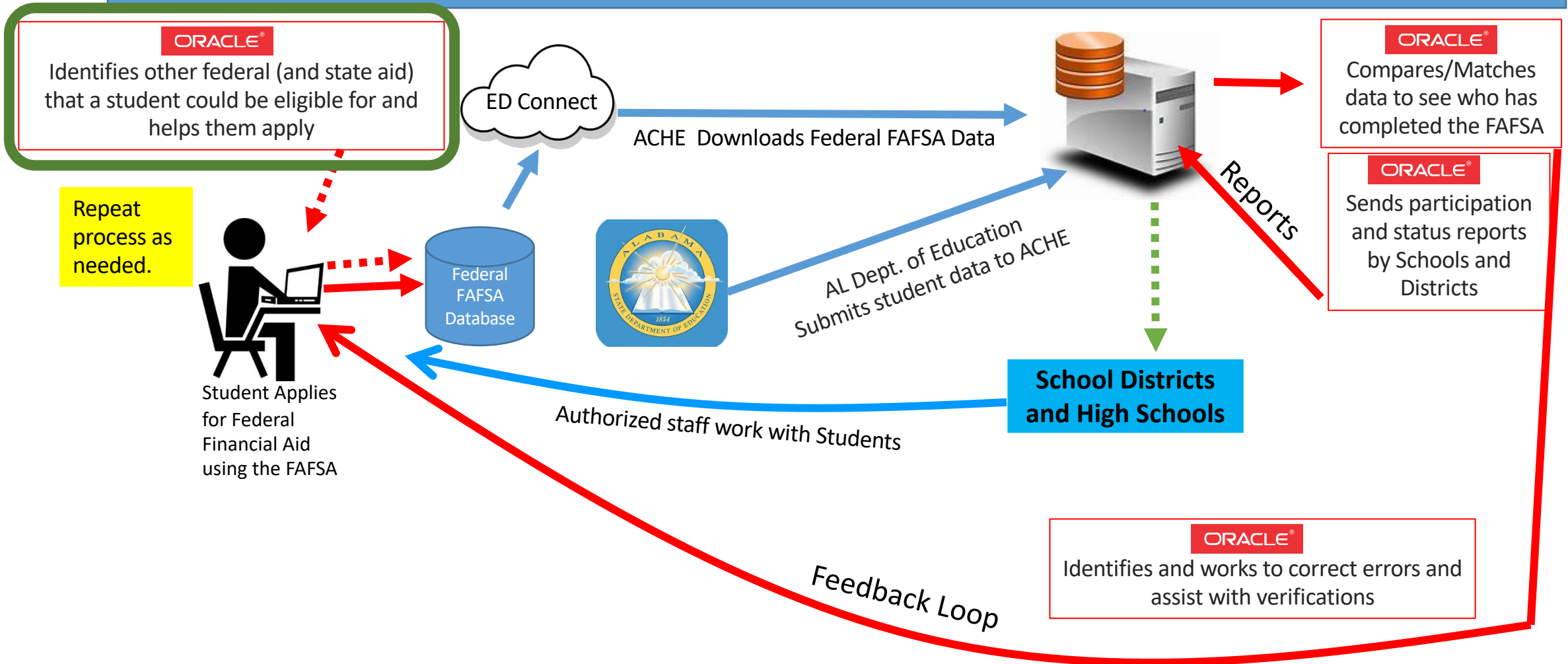
2023-2024 FAFSA Completions



2023-2024 FAFSA Completions



Process Flow Diagram



Benefits

- **More students apply and complete the FAFSA**
- **Significantly increased FAFSA completion for students from all backgrounds: low Income, minority, rural, and urban**
- **Error messages are addressed earlier in the process**
- **Financial Aid Offices have more students with a completed FAFSA**
- **Reduces duplicative efforts by campuses**
- **More students have financial aid support for college**
- **Enrollment in college increases**
- **Communications with recently graduated high school seniors in the summer can continue and helps reduce Summer Melt**

Your career starts here.

Explore Alabama's wealth of career opportunities across the industries of tomorrow.



<https://allinal.org>

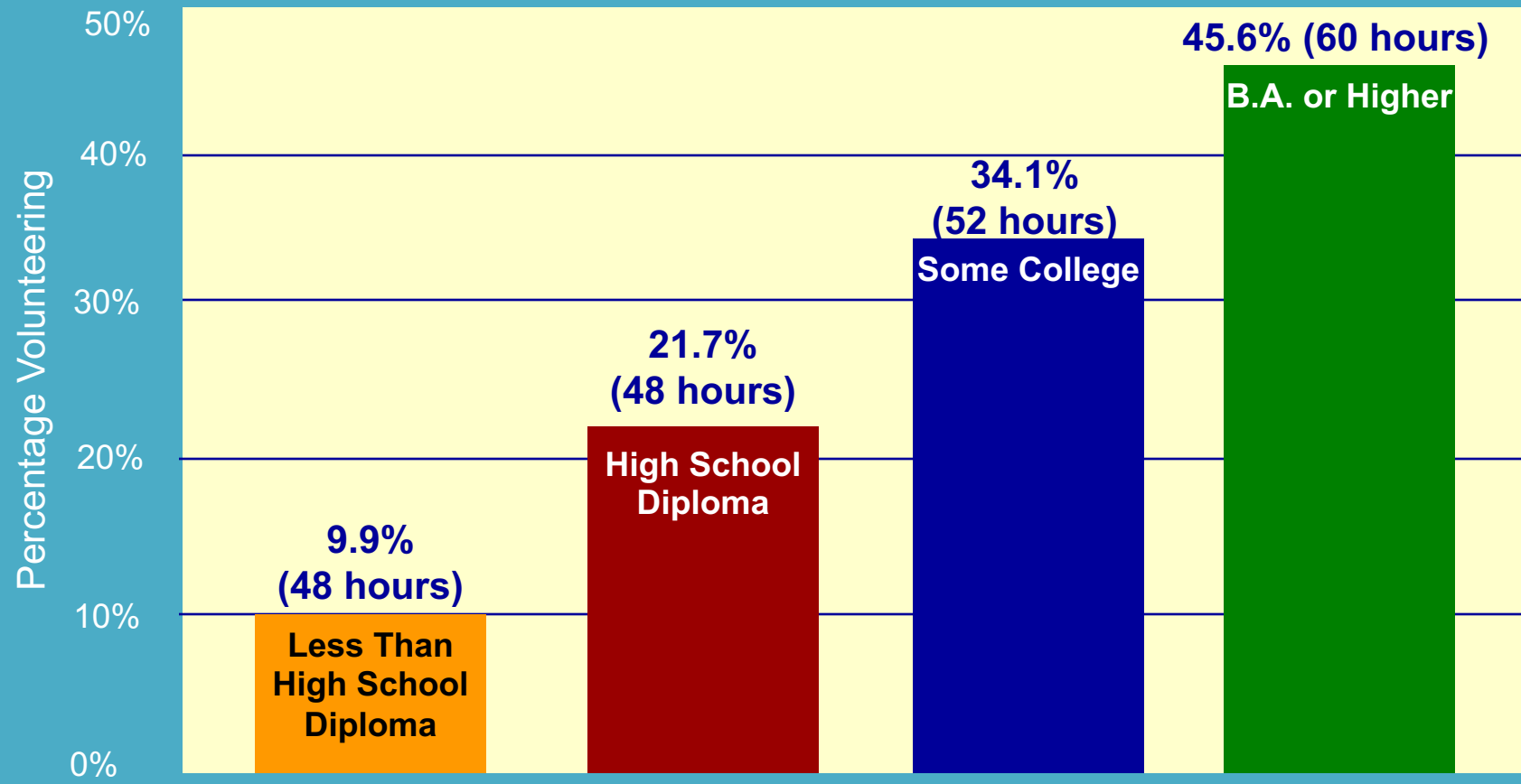
RETAIN Alabama focuses on encouraging college students to remain in Alabama to live and work following graduation, providing the missing links between these potential employees and the countless workforce opportunities in the state.

RECALL Alabama identifies former graduates who have left the state, encouraging their return to Alabama through direct marketing campaigns in conjunction with institutional alumni and workforce development groups.

(RE)ENGAGE Alabama helps students who did not complete their undergraduate coursework and only lack a few credits of earning a degree but need assistance with barriers in the academic and financial process to complete their credentials.

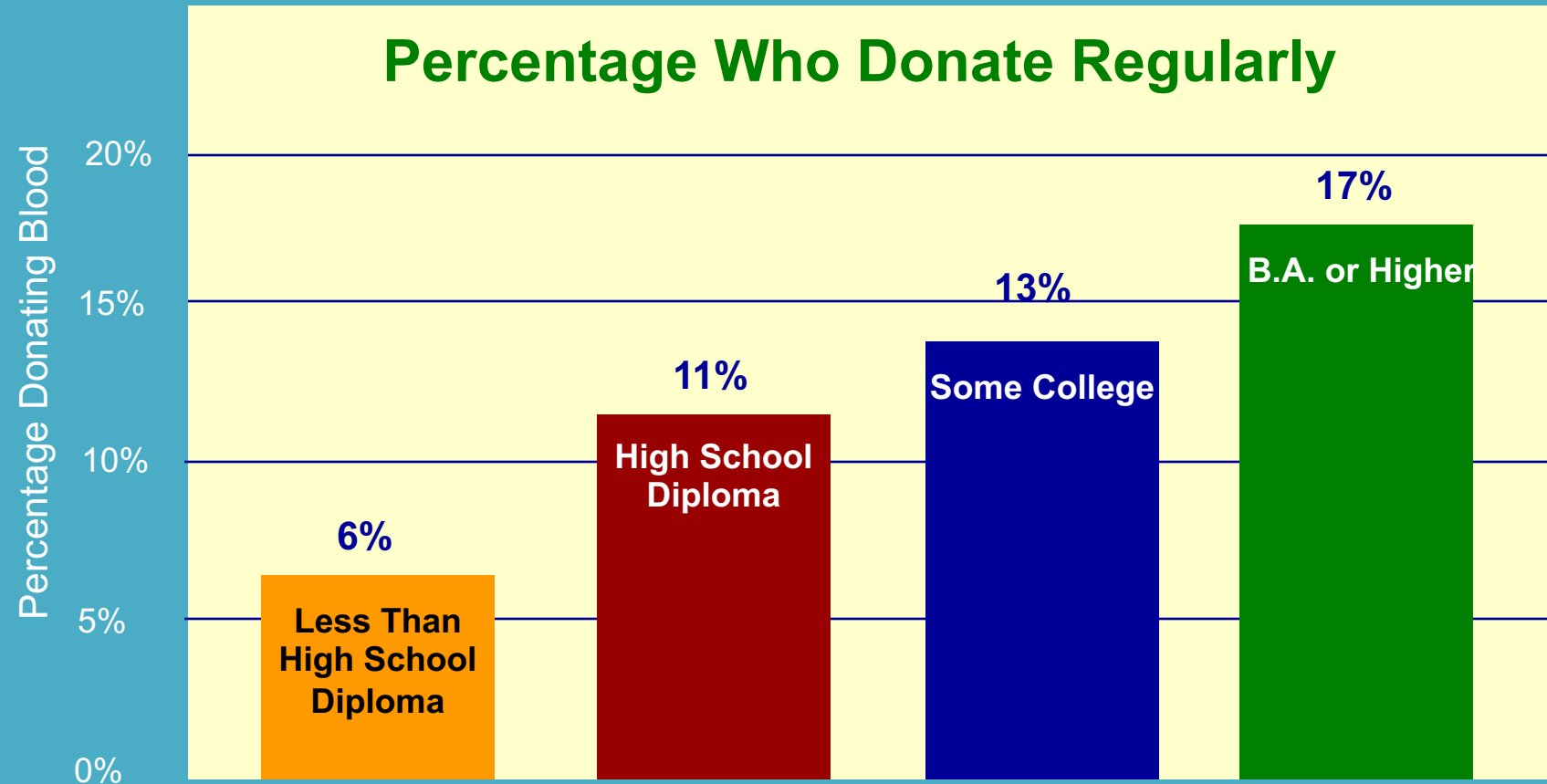
Civic Involvement

Volunteer Activity by Education Levels



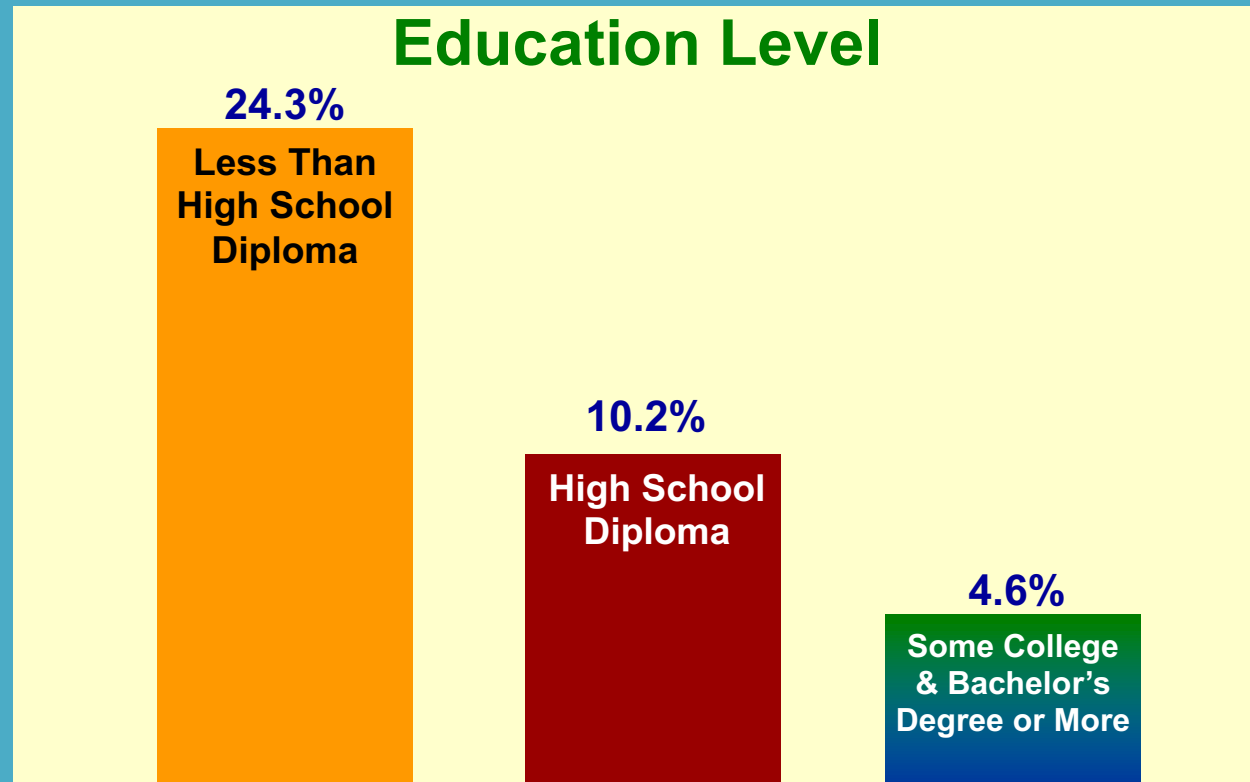
Civic Involvement

Blood Donation by Education Level



Government

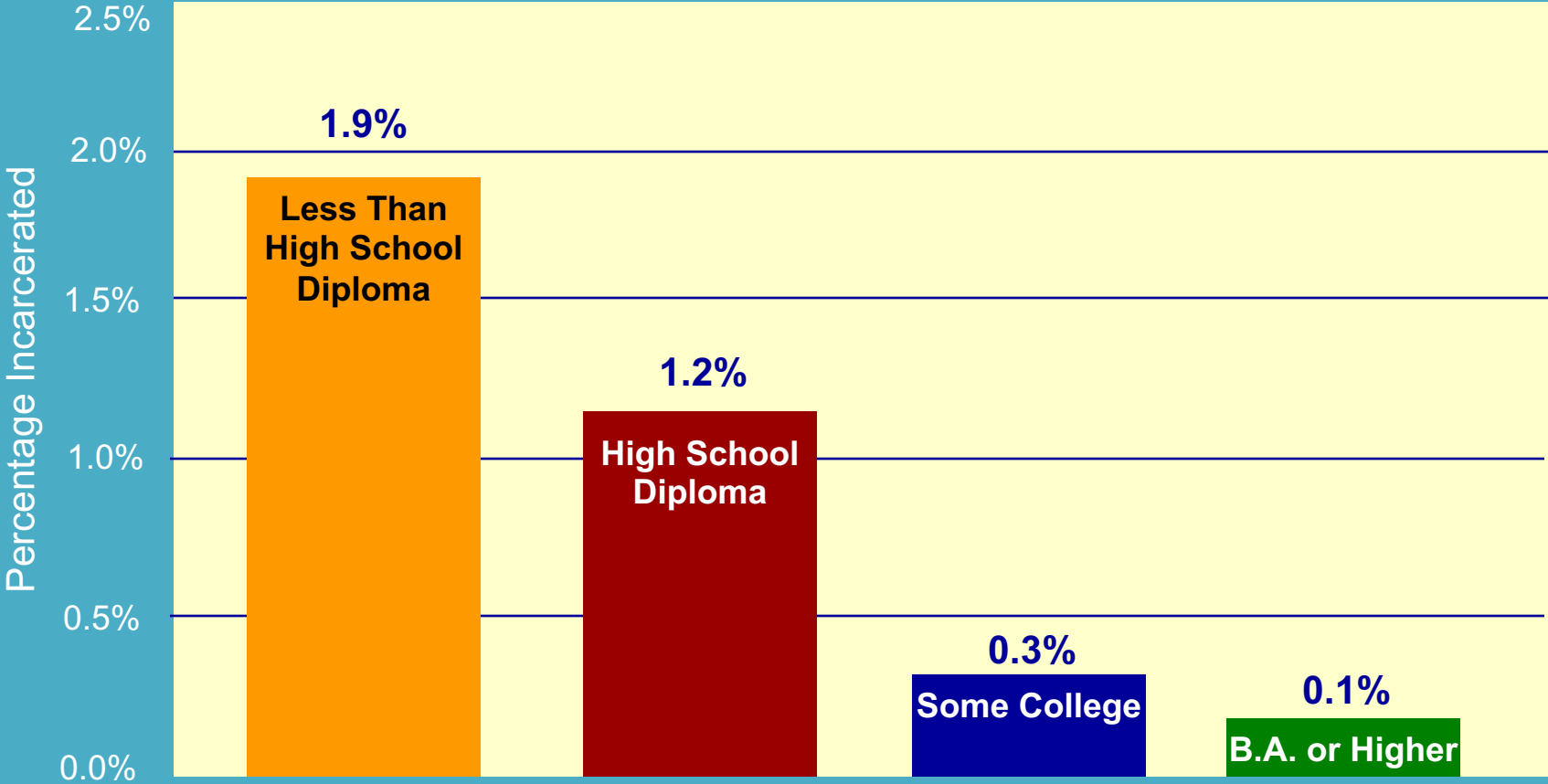
Participation Assistance Programs



Ever Participated in Assistance Programs

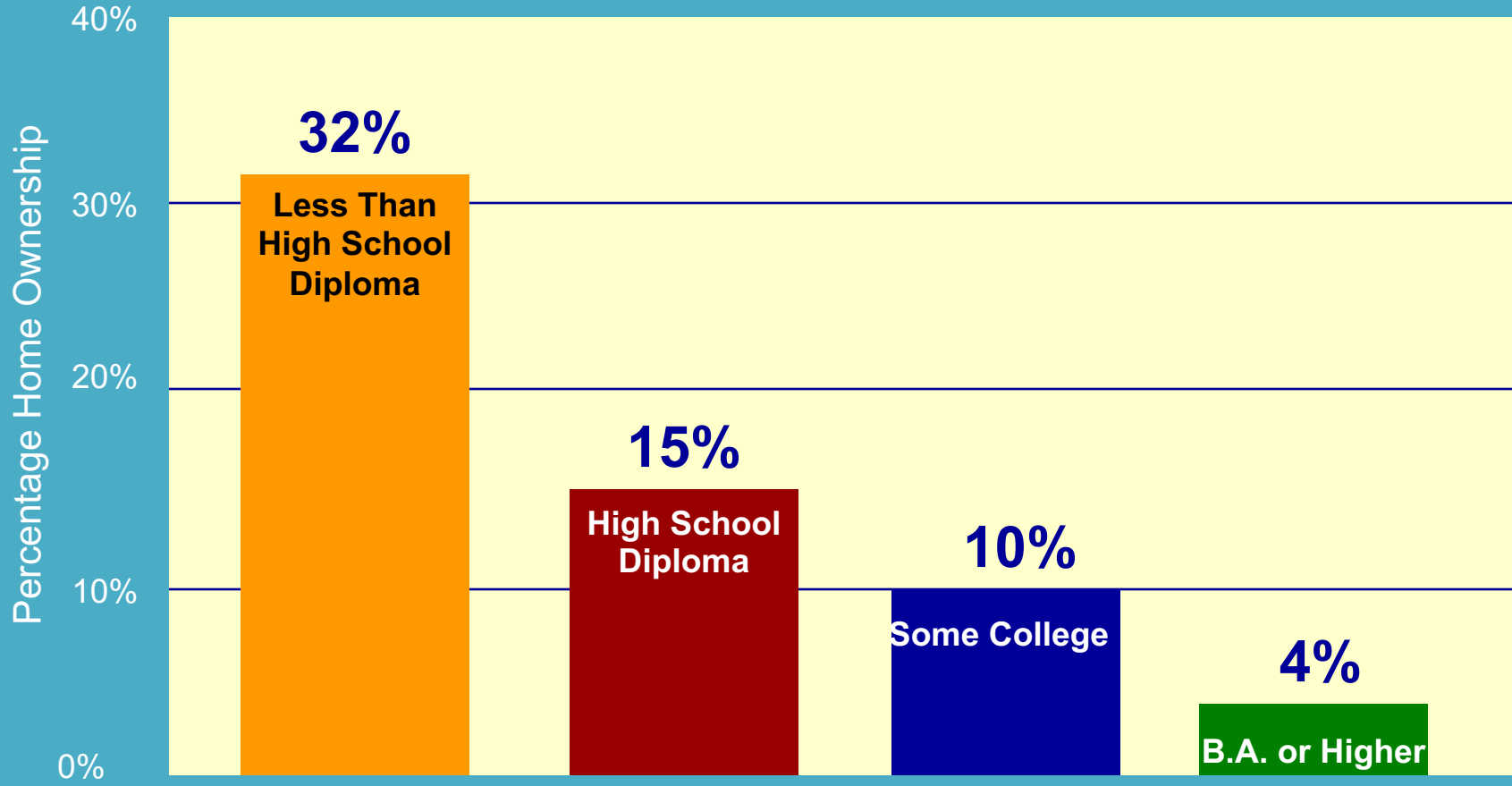
Government

Incarceration Rates by Education Levels



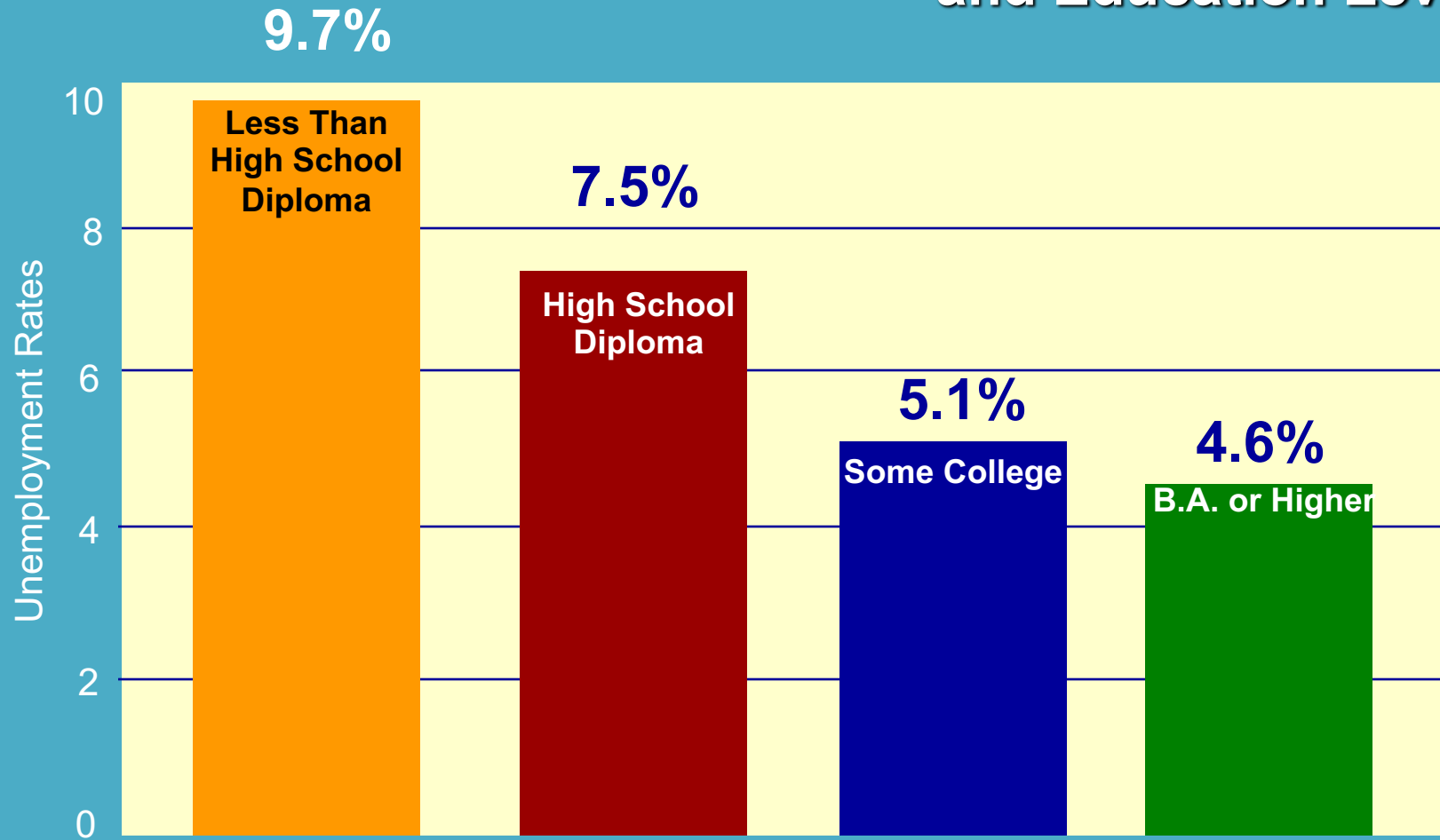
Economic

Percent Below Poverty Threshold



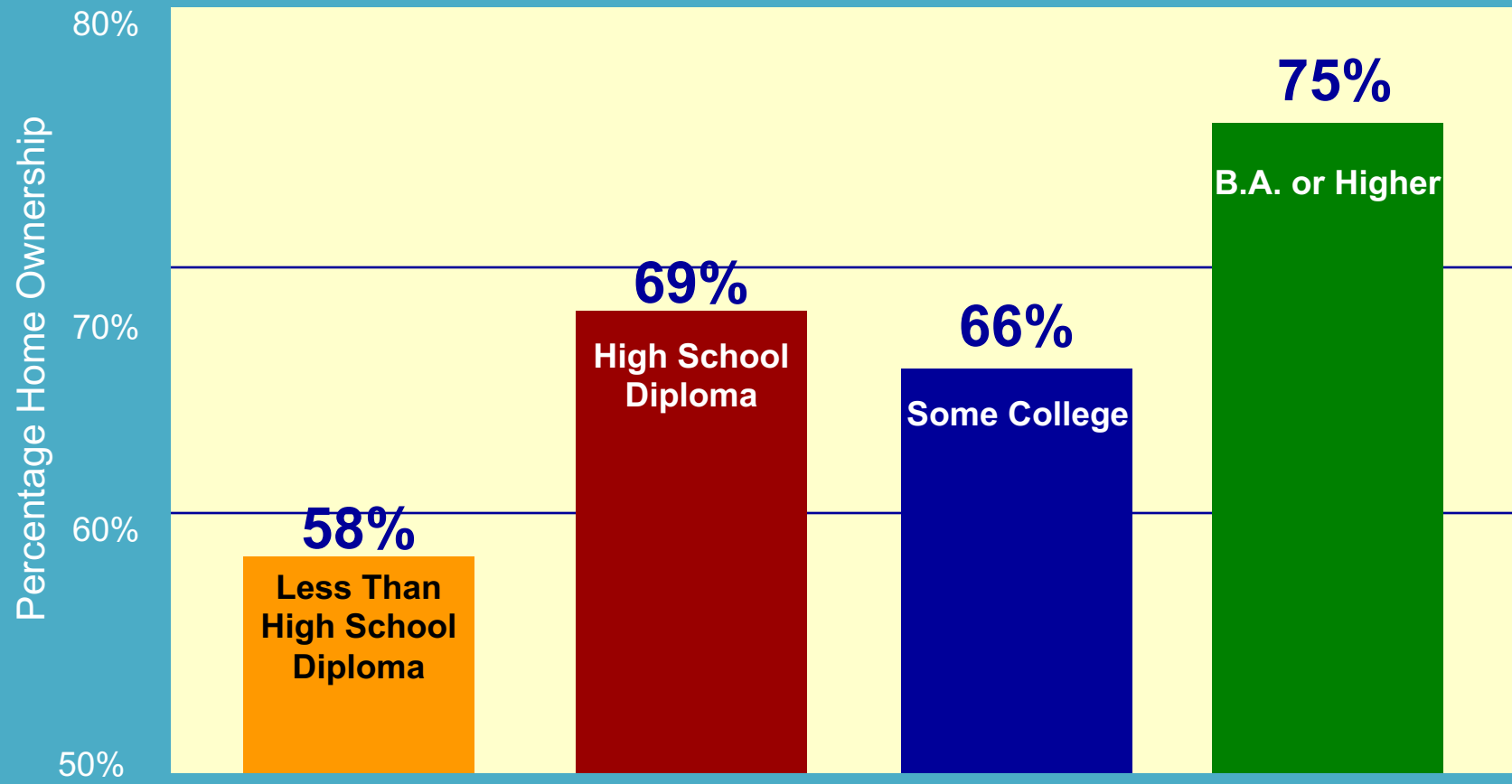
Economic

Unemployment Rates and Education Level



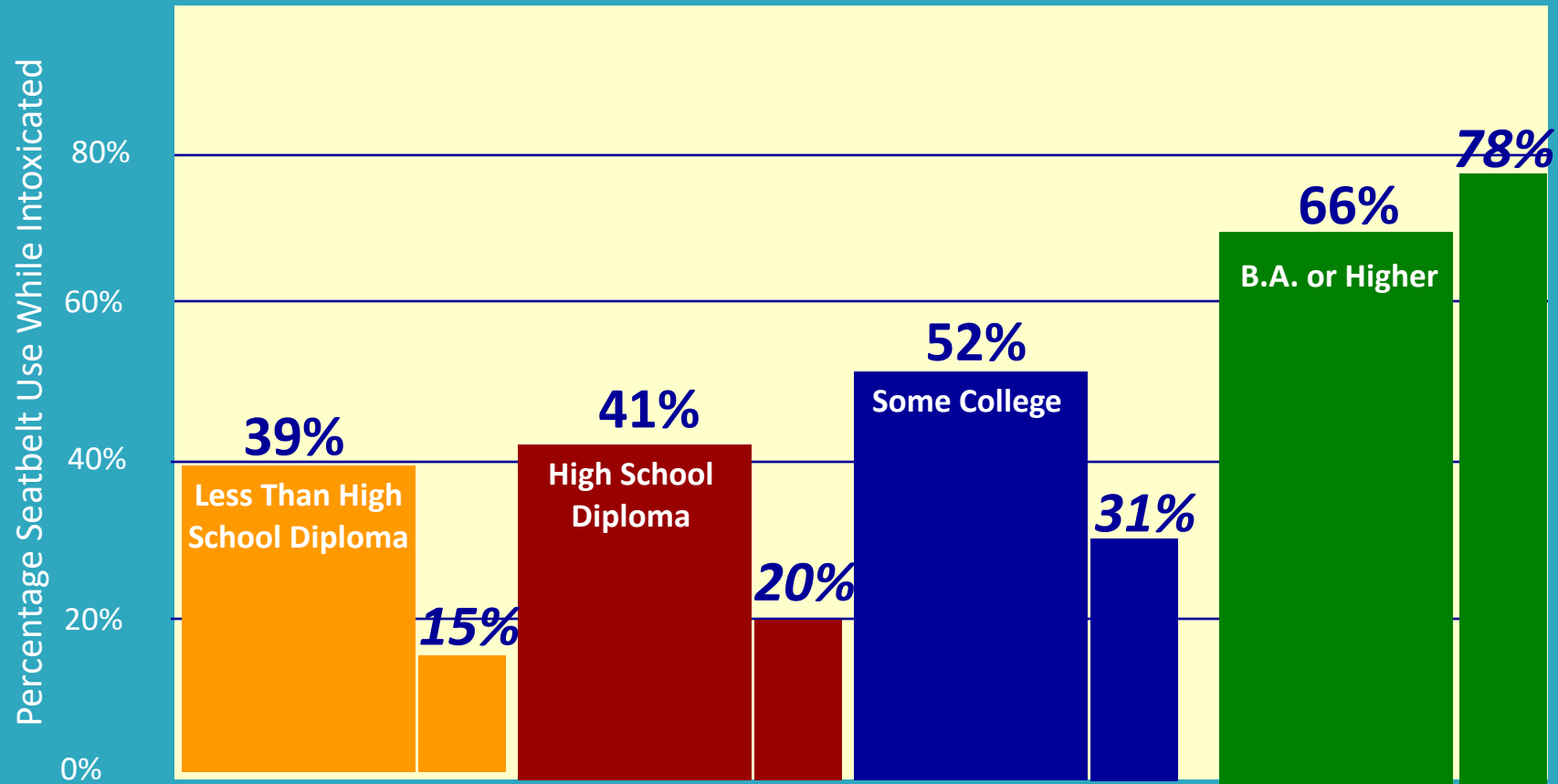
Quality of Life

Home Ownership



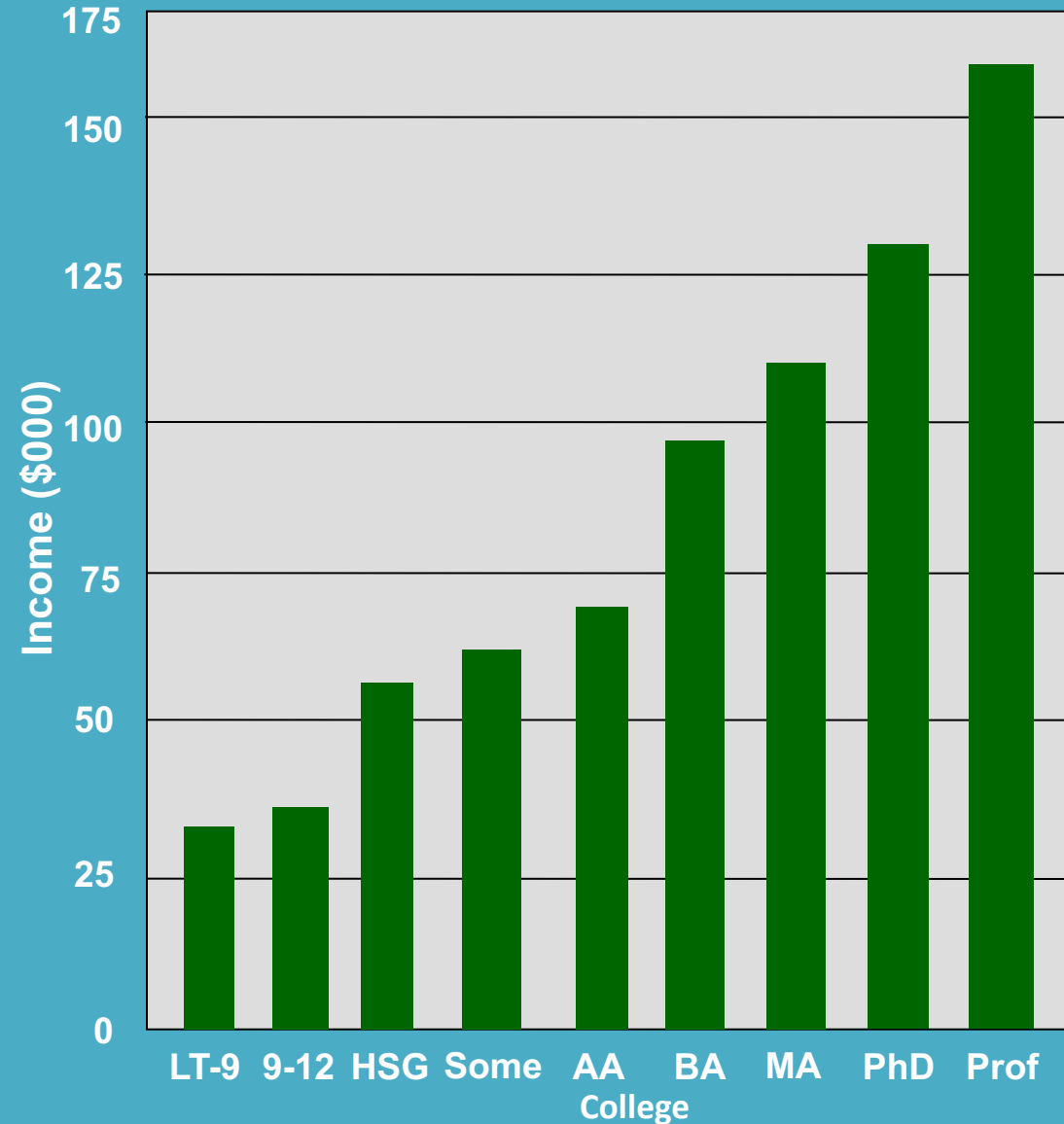
Safety

Seatbelt Use While Intoxicated



Economic

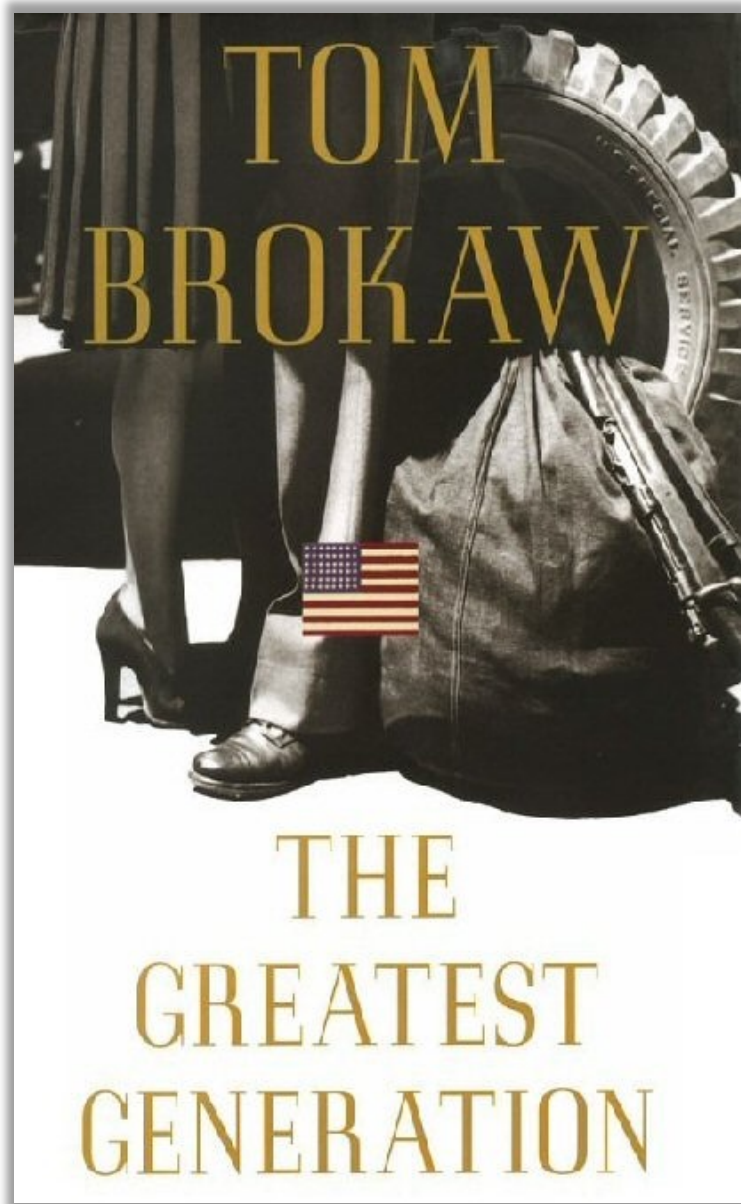
**Average Family
Income by
Educational
Attainment**



Economic

Impact of Education on Individuals' Lifetime Earnings

Education Level	Estimated Lifetime Earnings	Difference Compared to High School Graduate
Less than 9th grade	\$976,350	-\$478,903
High school dropout	1,150,698	-304,555
High school graduate	1,455,253	0
Some college, no degree	1,725,822	270,569
Associate degree	1,801,373	346,120
Bachelor's degree	\$2,567,174	\$1,111,921
Master's degree	2,963,076	1,507,823
Doctorate	3,982,577	2,527,324
Professional degree	5,254,193	3,798,940



At the end of WWII, the U.S made a bold decision to invest in the future of its economy by providing \$1.9 billion annually to the education of returning veterans of the war. **This commitment to human capital helped enable the WWII generation to become the “greatest generation.”**

Possibly, your state’s greatest generation is at the schoolhouse door waiting for the opportunity to propel it into the global economy.