

# Aligning Higher Education and Workforce Needs

- Jon Marcus, Senior Higher Education Reporter, The Hechinger Report
- Allison Garrett, Chancellor, Oklahoma State System of Higher Education
- Ben Boggs, Commissioner, Missouri Department of Higher Education & Workforce Development
- Kim Hunter Reed, Commissioner, Louisiana Board of Regents



**SHEEO**

State Higher Education  
Executive Officers Association



# CRITICAL OCCUPATIONS DASHBOARDS

Aligning Enrollment and Degree Production in Oklahoma with Workforce Needs

Chancellor Allison D. Garrett  
August 6, 2024



# SYSTEM-WIDE DASHBOARD

Critical Occupations Degrees Conferred as a Percent of AY 22 Degrees Conferred



Critical Occupations Enrollments as a Percent of AY 22 Enrollments



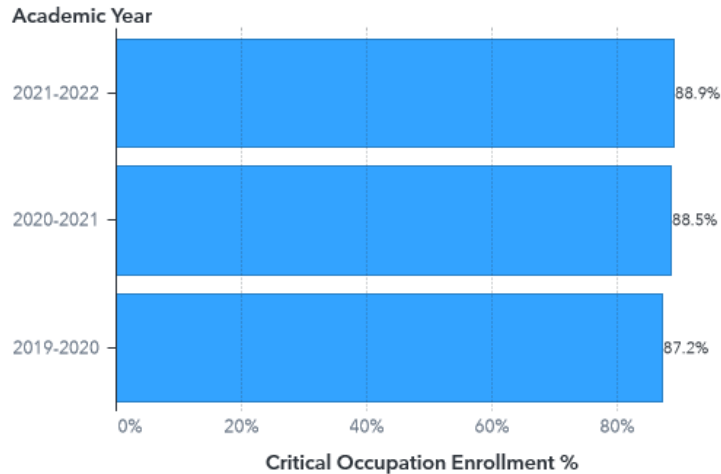
STEM plus Health Degrees Conferred as a Percent of AY 22 Degrees Conferred



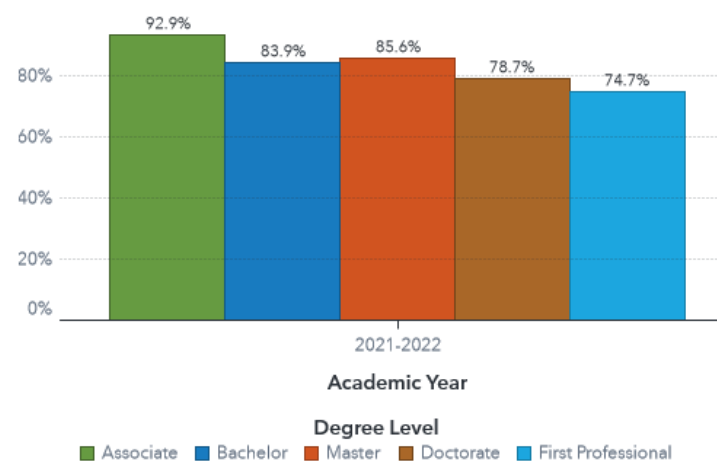
STEM plus Health Enrollments as a Percent of AY 22 Enrollments



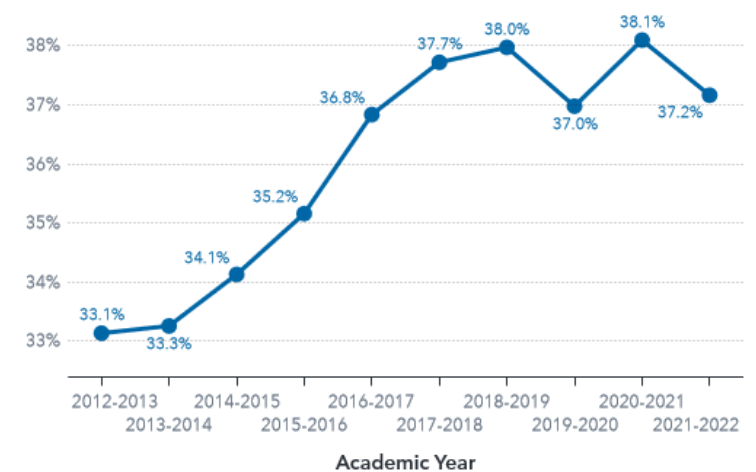
Critical Occupations Enrollments as a Percent of Enrollments by Academic Year



Critical Occupation Degrees Conferred as a Percentage of AY 22 Degrees Conferred by Level



STEM plus Health Degrees Conferred as a Percent of Degrees Conferred by Academic Year





# DEGREE PRODUCTION BY INSTITUTION

SOUTHWESTERN OKLAHOMA STATE UNIVERSITY

Academic Year

2021-2022

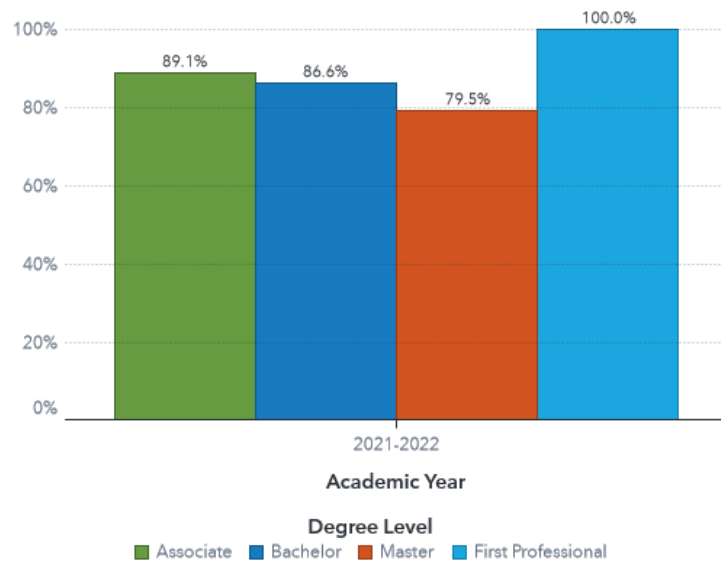
Critical Occupations Degrees Conferred as a Percent of Academic Year Degrees Conferred

86.4%

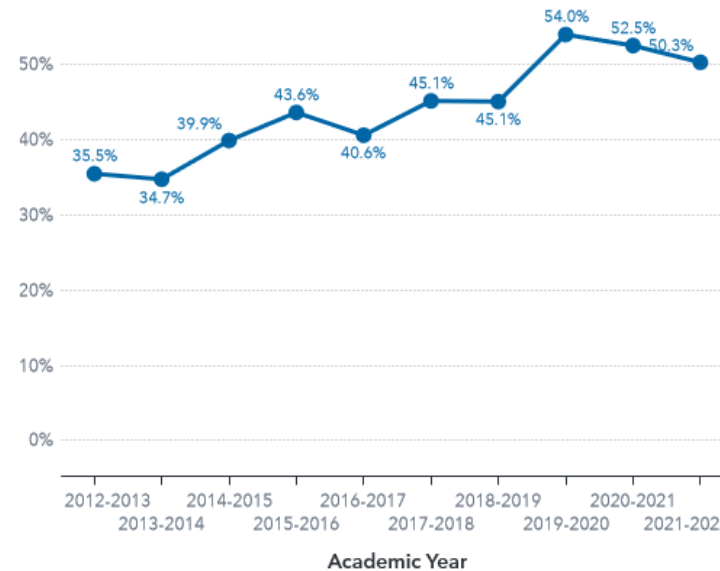
STEM plus Health Degrees Conferred as a Percent of Academic Year Degrees Conferred

50.3%

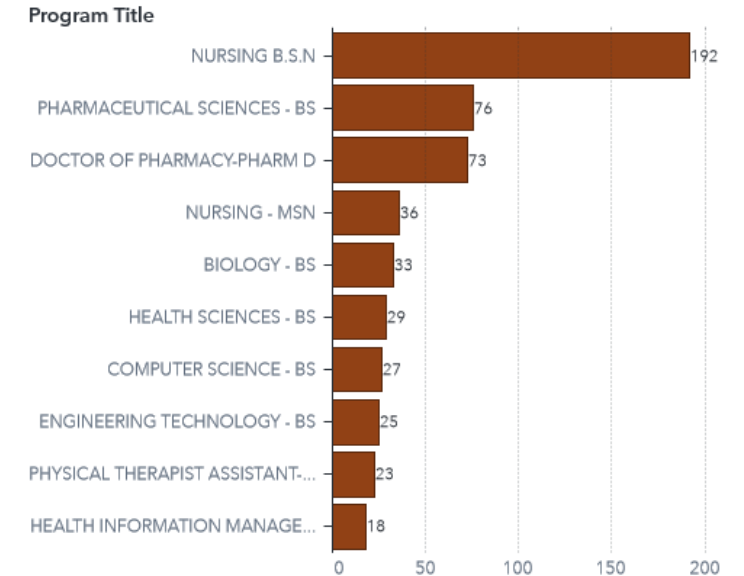
Critical Occupations Degrees Conferred as a Percent of Academic Year Degrees Conferred by Level



STEM plus Health Degrees Conferred as a Percent of Academic Year Degrees Conferred by Academic Year



Top 10 STEM plus Health Degrees Conferred by Level for Academic Year





# ENROLLMENT BY INSTITUTION

OKLAHOMA STATE UNIVERSITY

Academic Year

2021-2022

Critical Occupations Enrollments as a Percent of Academic Year Enrollments

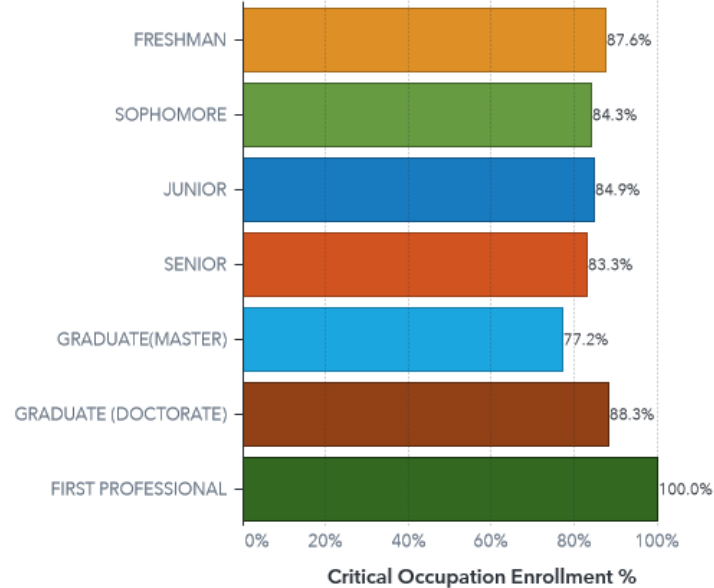
84.4%

STEM plus Health Enrollments as a Percent of Academic Year Enrollments

40.8%

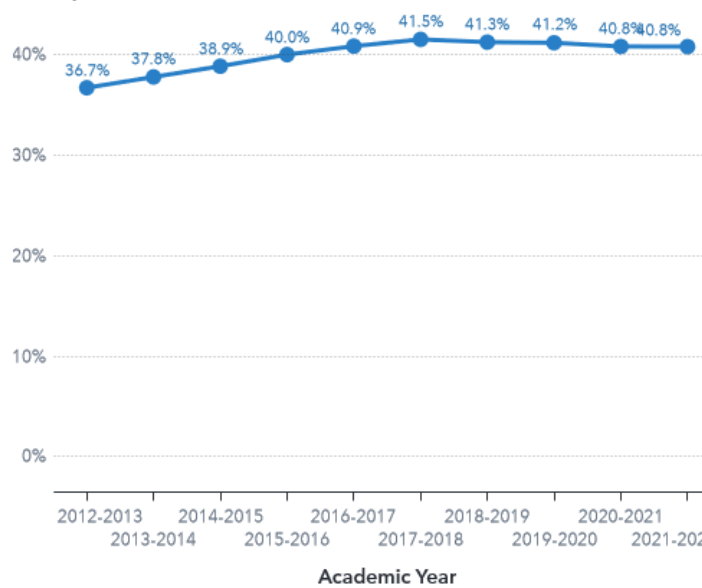
Critical Occupation Enrollments as a Percent of Academic Year Enrollments by Class Level

Class Level



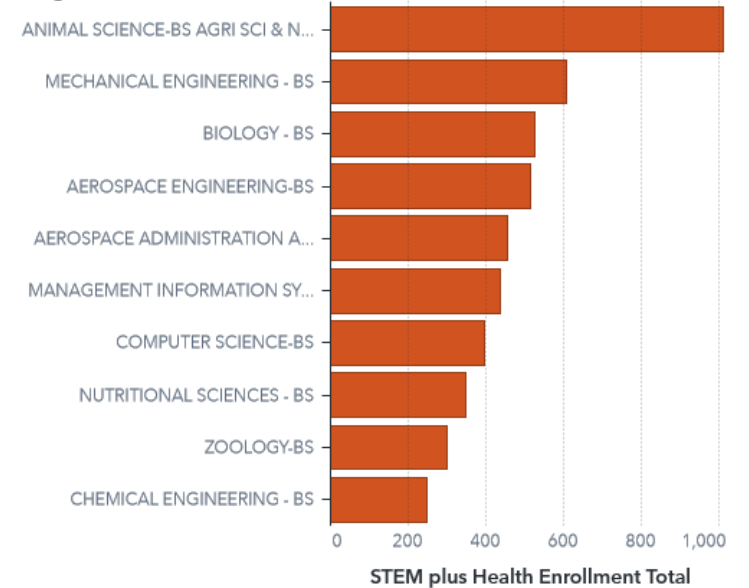
STEM plus Health Enrollments as a Percent of Academic Year Enrollments by Academic Year


STEM plus Health Enrollment %



Top 10 STEM plus Health Enrollment Totals by Program Title for Academic Year

Program Title

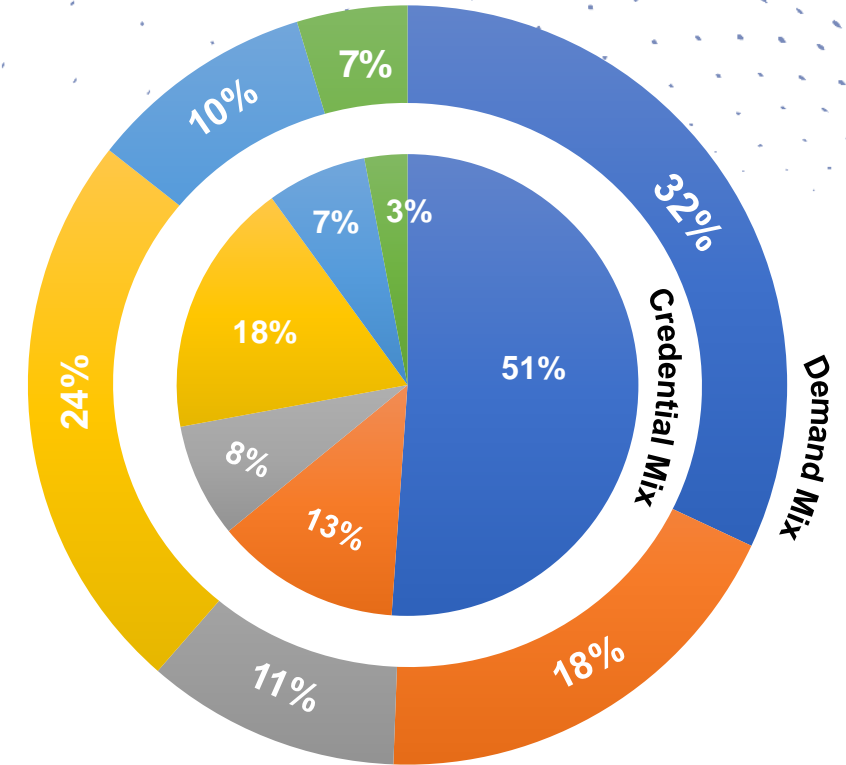

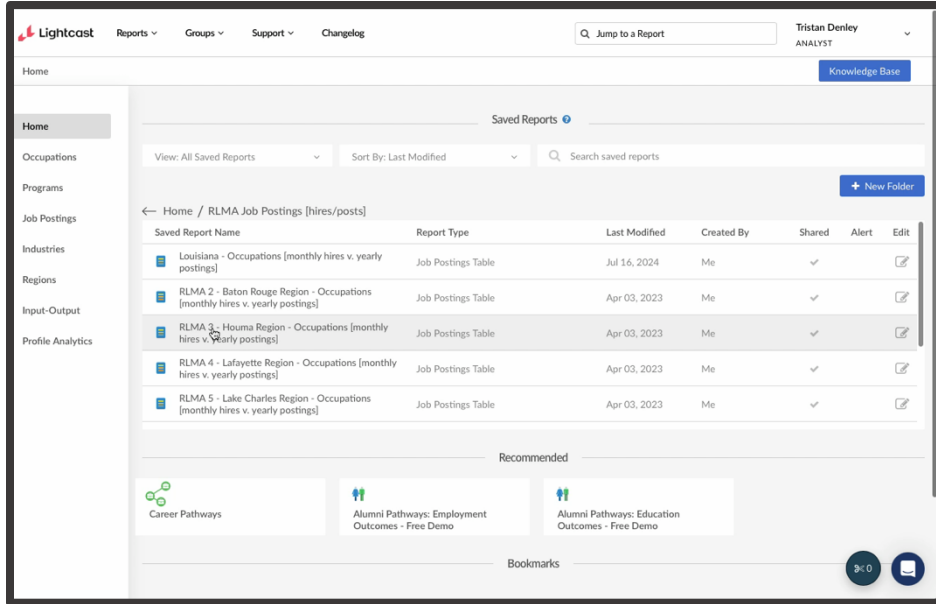




**85% of Louisiana's Graduates  
are in 3, 4 or 5 Star Jobs**



# Visualizing Data in Louisiana



**Credential Demand Mix in 2023**

- High School
- Certificate
- Associate
- Bachelor's
- Master's
- Doctoral

Louisiana Board of Regents uses Lightcast to better understand workforce needs and how to bridge the education-to-workforce pipeline in the state.



# Three-Year Academic Planning Aligned to Labor Market Needs

---

**Planned  
Programs**  
for the  
Coming Year

**Contemplated**  
Programs for Year 2

**Horizon**  
Programs  
for Year 3

*We integrate a low-completer program review into this ongoing curated program portfolio approach.*







# HIGHER ED

# CLIMATE ACTION PLAN

**Driving the urgent and lasting solutions we need**



# Aligning Higher Education and Workforce Needs

Dr. Ben Boggs,  
Commissioner



DEPARTMENT OF  
HIGHER EDUCATION &  
WORKFORCE DEVELOPMENT



*Every Missourian empowered with the **skills**  
**and education** needed for success.*

# Our Principles

---

People Centered

Equity Focused

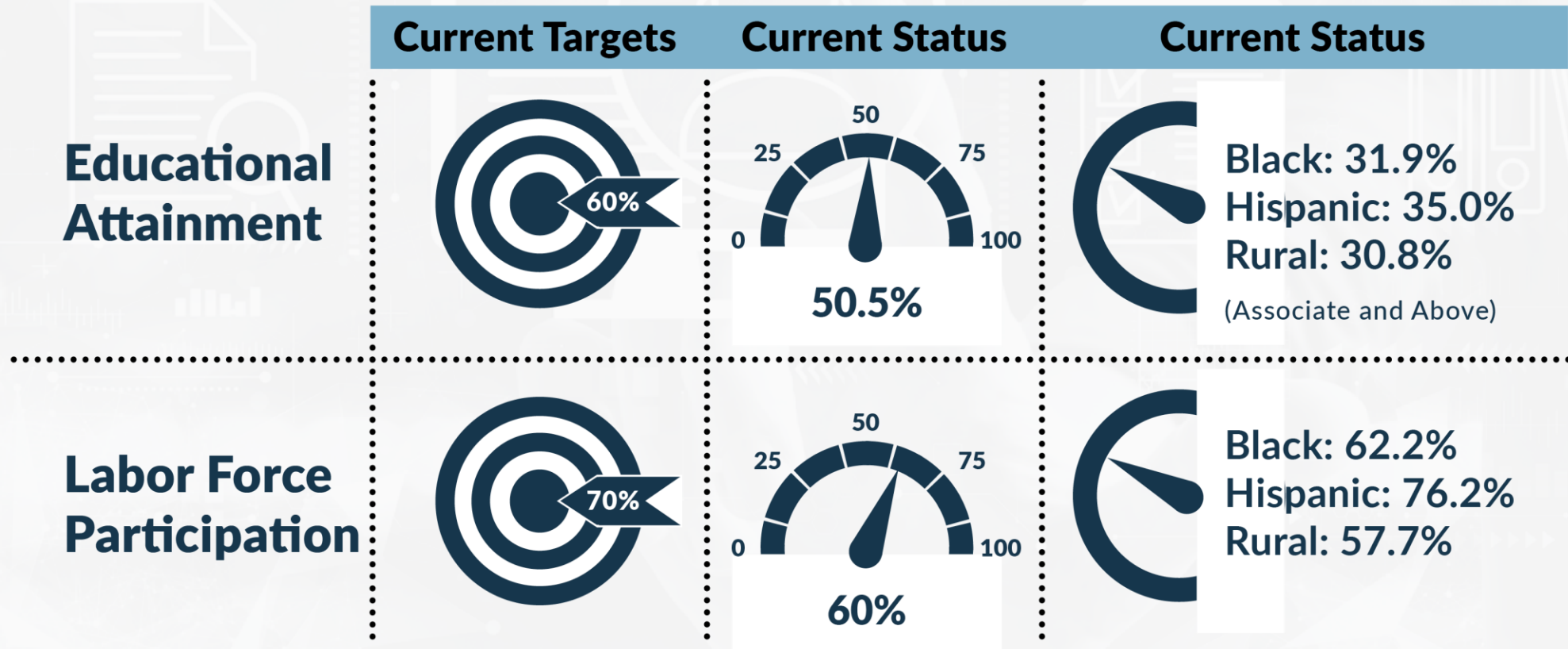
Impact Driven

Workforce Aligned



Missouri is paving the way for **aligning higher education and workforce needs** by combining our data collection and outreach efforts.

# Big Goals for Missouri



# Thank you!

---

If you have questions, please contact:

Dr. Ben Boggs

[Ben.Boggs@dhewd.mo.gov](mailto:Ben.Boggs@dhewd.mo.gov)



DEPARTMENT OF  
HIGHER EDUCATION &  
WORKFORCE DEVELOPMENT